

High Reliability 1.1-inch 10×14 ϕ 1.5 Dot Matrix LED Displays

SDM-1147

GENERAL DESCRIPTION

The SDM-1147(cathode column) series are high performance epoxy resin molded 28.0×20.0mm ϕ 1.5 dot matrix LED displays. The standard units are available in red, orange and yellow-green emitting colors with 14×10 array x-y select, and constructed with black face and milky white segment color.

PACKAGE DIMENSIONS


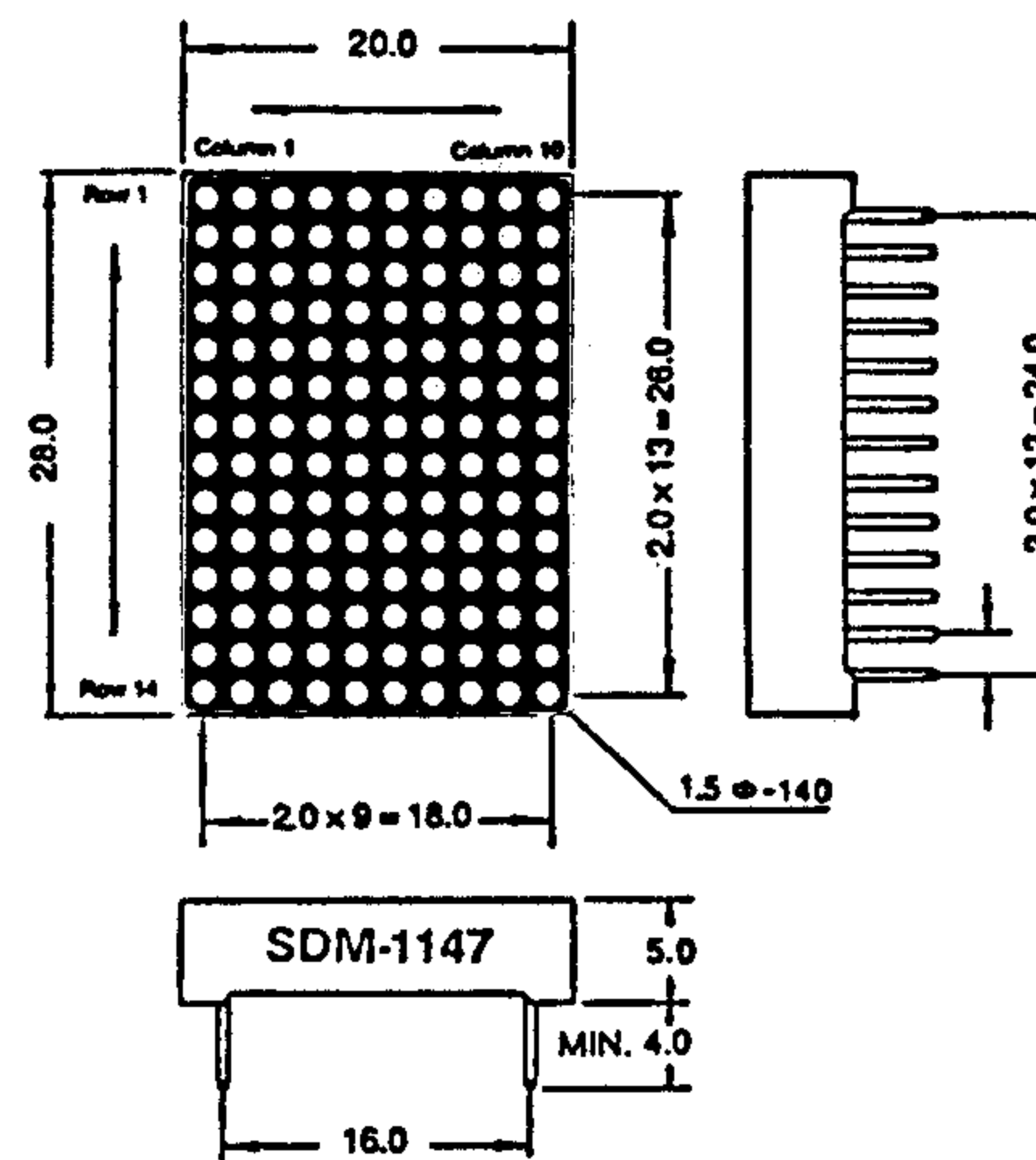
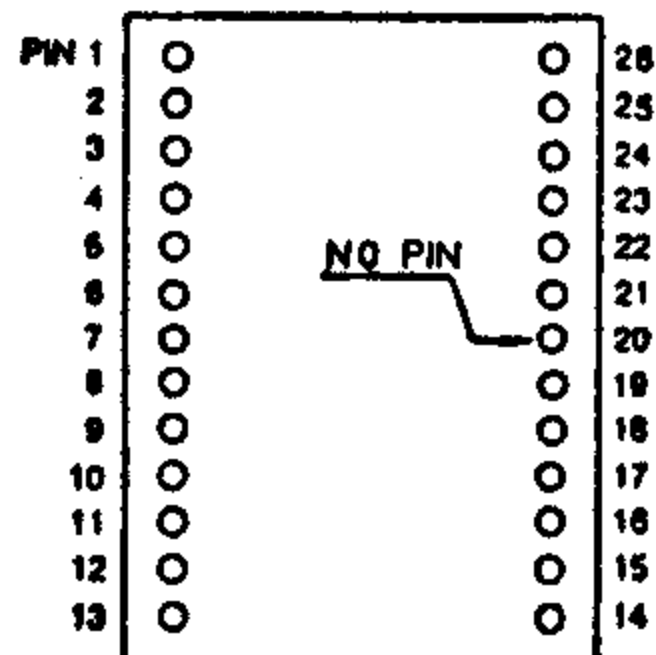
SCALE 1:1 (mm)

FEATURES

1. High brightness with high contrast
2. Wide angle viewing
3. Low power consumption; Directly drive with I.C
4. Solid state reliability; Long operation life

CONNECTIONS GUIDE

(Top View)



三光半導体株式会社
SAM KWANG SEMICONDUCTOR CO., LTD.

803 Silla Techno Vil., 39-3 Dang-dong Kunpo-City Kyungki-do, Korea,
TEL:031-456-1444/1484, FAX:031-456-4224

Red SDM 1147R (GaP)

Absolute Maximum Ratings ($T_a=25^\circ\text{C}$)

Power dissipation/Total	1200	mW
Power dissipation/Dot	20	mW
Forward current	10	mA
Peak forward current	60*	mA
Reverse voltage	4	V
Operating temperature	-25 ~ +85	$^\circ\text{C}$
Storage temperature	-55 ~ +100	$^\circ\text{C}$

Orange SDM 1147SR (GaAsP/GaP)

Absolute Maximum Ratings ($T_a=25^\circ\text{C}$)

Power dissipation/Total	1200	mW
Power dissipation/Dot	20	mW
Forward current	10	mA
Peak forward current	60*	mA
Reverse voltage	4	V
Operating temperature	-25 ~ +85	$^\circ\text{C}$
Storage temperature	-55 ~ +100	$^\circ\text{C}$

Yellow-green SDM 1147UG (GaP)

Absolute Maximum Ratings ($T_a=25^\circ\text{C}$)

Power dissipation/Total	1200	mW
Power dissipation/Dot	20	mW
Forward current	10	mA
Peak forward current	60*	mA
Reverse voltage	4	V
Operating temperature	-25 ~ +85	$^\circ\text{C}$
Storage temperature	-55 ~ +100	$^\circ\text{C}$

Red SDM 1147UR (GaAlAs)

Absolute Maximum Ratings ($T_a=25^\circ\text{C}$)

Power dissipation/Total	1200	mW
Power dissipation/Dot	20	mW
Forward current	10	mA
Peak forward current	60*	mA
Reverse voltage	4	V
Operating temperature	-25 ~ +85	$^\circ\text{C}$
Storage temperature	-55 ~ +100	$^\circ\text{C}$

* Pulse Width 1 ms
Duty Cycle 1/5

Electrical/Optical Characteristics ($T_a=25^\circ\text{C}$)

Parameter	Symbol	Conditions	Min	Typ	Max.	Unit
Forward voltage/Dot	V_F	$I_F = 10\text{mA}$	—	2.1	2.3	V
Reverse current/Dot	I_R	$V_R = 4\text{V}$	—	—	10	μA
Luminous intensity/Dot	I_V	$I_F = 10\text{mA}$	400	700	—	μcd
Peak wavelength	λ_P	$I_F = 10\text{mA}$	—	700	—	nm
Spectral line halfwidth	$\Delta\lambda$	$I_F = 10\text{mA}$	—	30	—	nm

Electrical/Optical Characteristics ($T_a=25^\circ\text{C}$)

Parameter	Symbol	Conditions	Min	Typ	Max.	Unit
Forward voltage/Dot	V_F	$I_F = 10\text{mA}$	—	2.0	2.2	V
Reverse current/Dot	I_R	$V_R = 4\text{V}$	—	—	10	μA
Luminous intensity/Dot	I_V	$I_F = 10\text{mA}$	600	1300	—	μcd
Peak wavelength	λ_P	$I_F = 10\text{mA}$	—	635	—	nm
Spectral line halfwidth	$\Delta\lambda$	$I_F = 10\text{mA}$	—	35	—	nm

Electrical/Optical Characteristics ($T_a=25^\circ\text{C}$)

Parameter	Symbol	Conditions	Min	Typ	Max.	Unit
Forward voltage/Dot	V_F	$I_F = 10\text{mA}$	—	2.1	2.3	V
Reverse current/Dot	I_R	$V_R = 4\text{V}$	—	—	10	μA
Luminous intensity/Dot	I_V	$I_F = 10\text{mA}$	500	1200	—	μcd
Peak wavelength	λ_P	$I_F = 10\text{mA}$	—	565	—	nm
Spectral line halfwidth	$\Delta\lambda$	$I_F = 10\text{mA}$	—	30	—	nm

Electrical/Optical Characteristics ($T_a=25^\circ\text{C}$)

Parameter	Symbol	Conditions	Min	Typ	Max.	Unit
Forward voltage/Dot	V_F	$I_F = 10\text{mA}$	—	1.85	2.1	V
Reverse current/Dot	I_R	$V_R = 4\text{V}$	—	—	10	μA
Luminous intensity/Dot	I_V	$I_F = 10\text{mA}$	1800	3000	—	μcd
Peak wavelength	λ_P	$I_F = 10\text{mA}$	—	660	—	nm
Spectral line halfwidth	$\Delta\lambda$	$I_F = 10\text{mA}$	—	20	—	nm