

High Brightness 32.0×12.0mm Flat LED Displays

SBD-3212 SBD-3212A

GENERAL DESCRIPTION

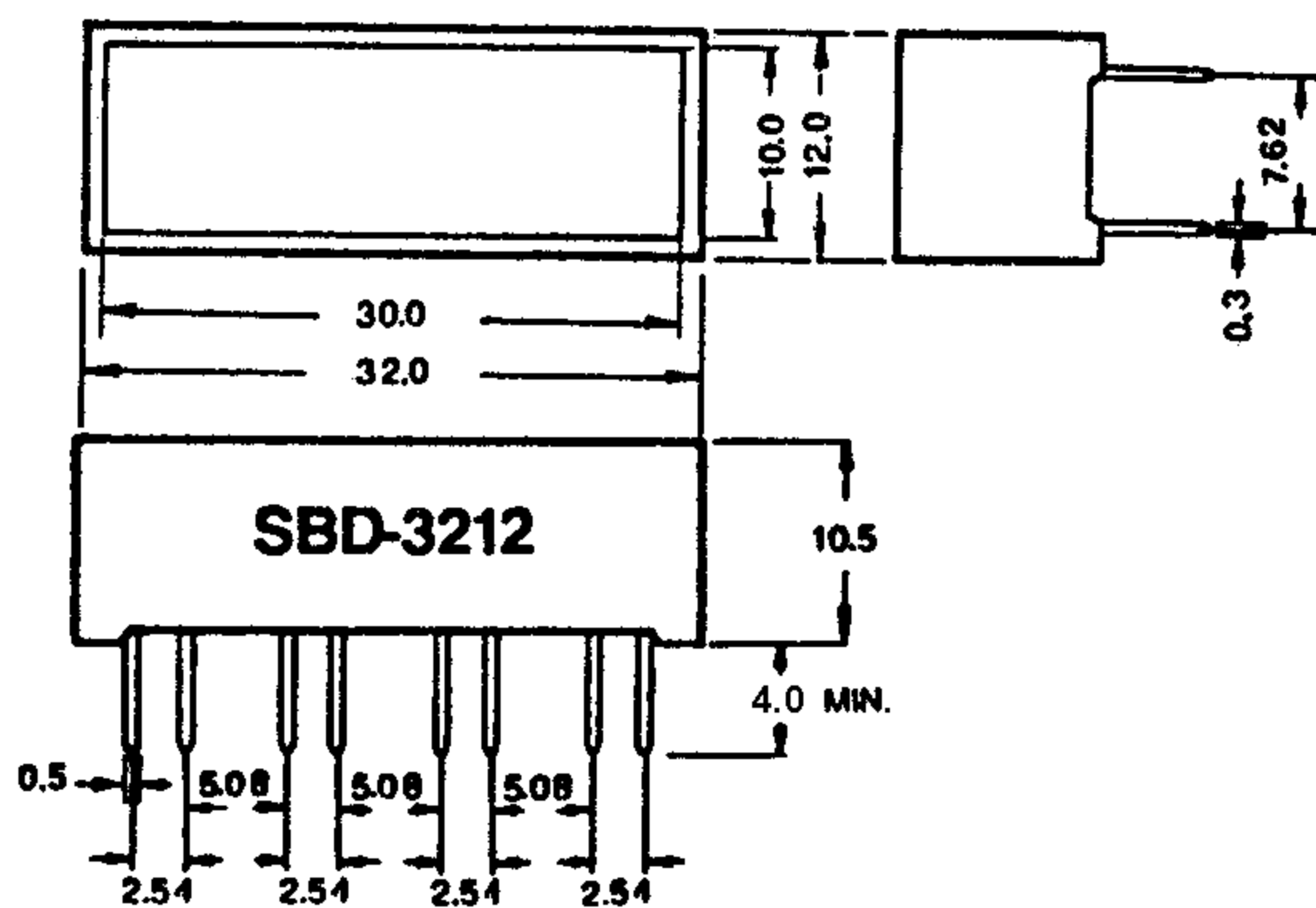
The SBD-3212 series are a reflecting high brightness flat LED displays.
The active face size is 30.0×10.0mm and available in red, orange and yellow-green emitting colors.

FEATURES

1. High brightness and high contrast
2. Low power consumption
3. Solid state stability; Long operation life.
4. Wide angle viewing

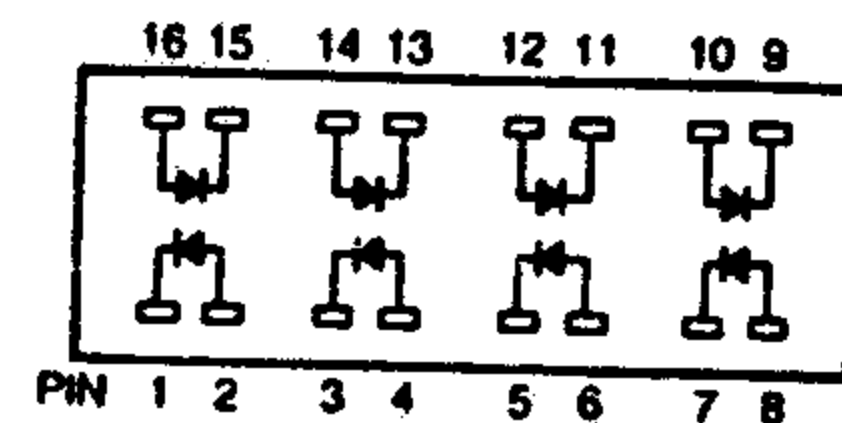
PACKAGE DIMENSIONS

SBD 3212

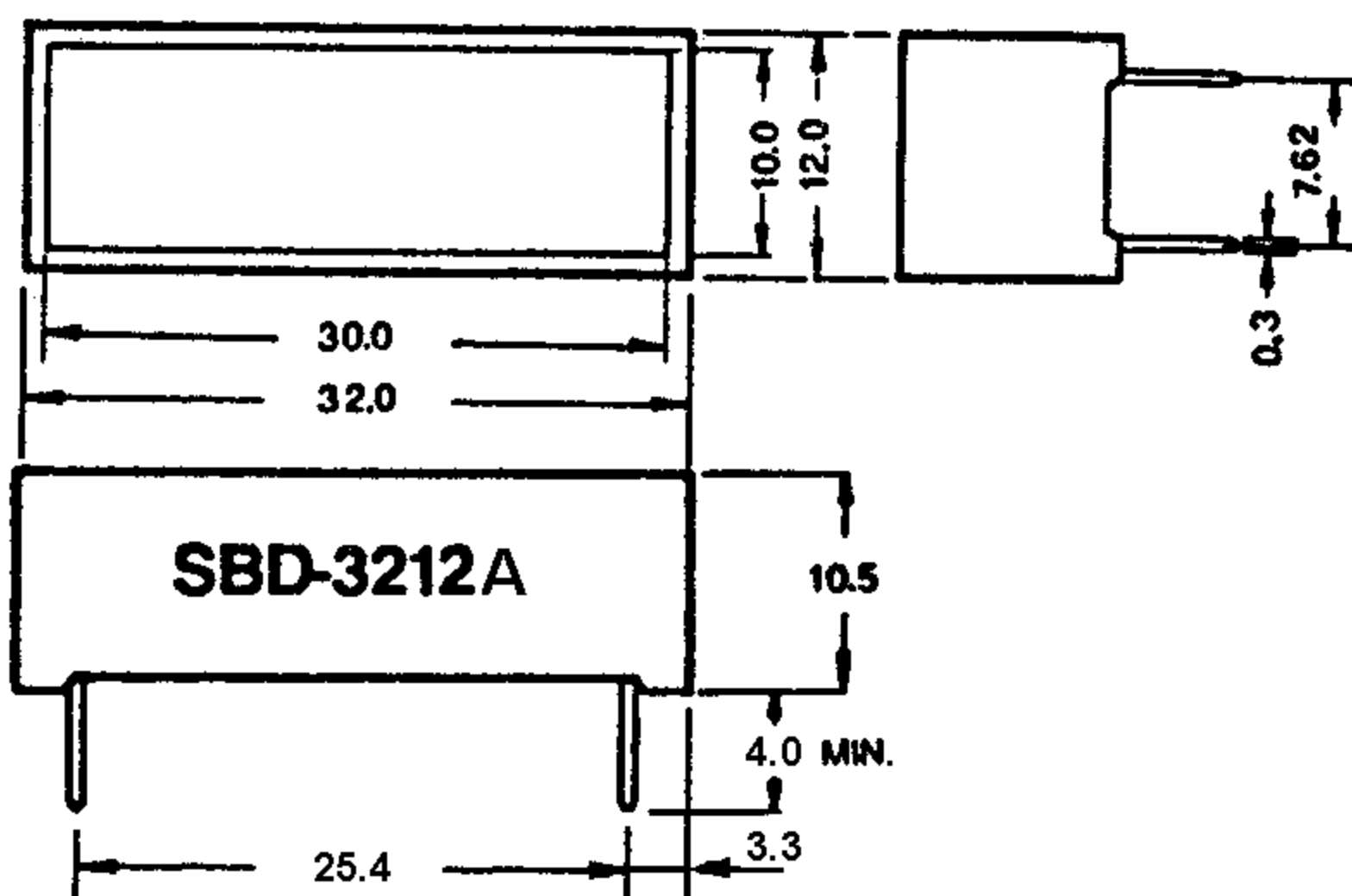


PIN CONNECTIONS

Top View

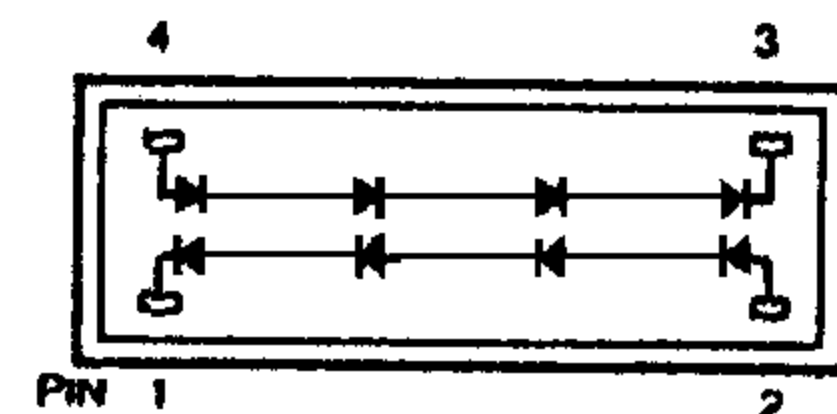


SBD 3212A



PIN CONNECTIONS

Top View



三光半導體株式會社

SAM KWANG SEMICONDUCTOR CO., LTD.

803 Silla Techno Vil., 39-3 Dang-dong Kunpo-City Kyungki-do, Korea,
TEL:031-456-1444/1484, FAX:031-456-4224

Orange SBD 3212SR (GaAsP/GaP)

Absolute Maximum Ratings ($T_a = 25^\circ\text{C}$)

Power dissipation/Total	320	mW
Power dissipation/Chip	40	mW
Forward current	20	mA
Peak forward current	60*	mA
Reverse voltage	4	V
Operating temperature	-25 ~ +85	$^\circ\text{C}$
Storage temperature	-55 ~ +100	$^\circ\text{C}$

Yellow-green SBD 3212UG (GaP)

Absolute Maximum Ratings ($T_a = 25^\circ\text{C}$)

Power dissipation/Total	320	mW
Power dissipation/Chip	40	mW
Forward current	20	mA
Peak forward current	60*	mA
Reverse voltage	4	V
Operating temperature	-25 ~ +85	$^\circ\text{C}$
Storage temperature	-55 ~ +100	$^\circ\text{C}$

Red SBD 3212UR (GaAlAs)

Absolute Maximum Ratings ($T_a = 25^\circ\text{C}$)

Power dissipation/Total	320	mW
Power dissipation/Chip	40	mW
Forward current	20	mA
Peak forward current	60*	mA
Reverse voltage	4	V
Operating temperature	-25 ~ +85	$^\circ\text{C}$
Storage temperature	-55 ~ +100	$^\circ\text{C}$

* Pulse Width 1 ms
Duty Cycle 1/5

Electrical/Optical Characteristics ($T_a = 25^\circ\text{C}$)

Parameter	Symbol	Conditions	Min	Typ	Max.	Unit
Forward voltage/Chip	V_F	$I_F = 10\text{mA}$	—	2.0	2.2	V
Reverse current/Chip	I_R	$V_R = 4\text{V}$	—	—	10	μA
Luminous Intensity/Chip	I_V	$I_F = 10\text{mA}$	500	1000	—	μcd
Peak wavelength	λ_P	$I_F = 10\text{mA}$	—	635	—	nm
Spectral line halfwidth	$\Delta\lambda$	$I_F = 10\text{mA}$	—	35	—	nm

Electrical/Optical Characteristics ($T_a = 25^\circ\text{C}$)

Parameter	Symbol	Conditions	Min	Typ	Max.	Unit
Forward voltage/Chip	V_F	$I_F = 10\text{mA}$	—	2.1	2.3	V
Reverse current/Chip	I_R	$V_R = 4\text{V}$	—	—	10	μA
Luminous intensity/Chip	I_V	$I_F = 10\text{mA}$	600	1200	—	μcd
Peak wavelength	λ_P	$I_F = 10\text{mA}$	—	565	—	nm
Spectral line halfwidth	$\Delta\lambda$	$I_F = 10\text{mA}$	—	30	—	nm

Electrical/Optical Characteristics ($T_a = 25^\circ\text{C}$)

Parameter	Symbol	Conditions	Min	Typ	Max.	Unit
Forward voltage/Chip	V_F	$I_F = 10\text{mA}$	—	1.9	2.1	V
Reverse current/Chip	I_R	$V_R = 4\text{V}$	—	—	10	μA
Luminous intensity/Chip	I_V	$I_F = 10\text{mA}$	1300	2500	—	μcd
Peak wavelength	λ_P	$I_F = 10\text{mA}$	—	660	—	nm
Spectral line halfwidth	$\Delta\lambda$	$I_F = 10\text{mA}$	—	20	—	nm