

High Brightness 64.0x32.0mm Flat LED Displays

SBD-6432

GENERAL DESCRIPTION

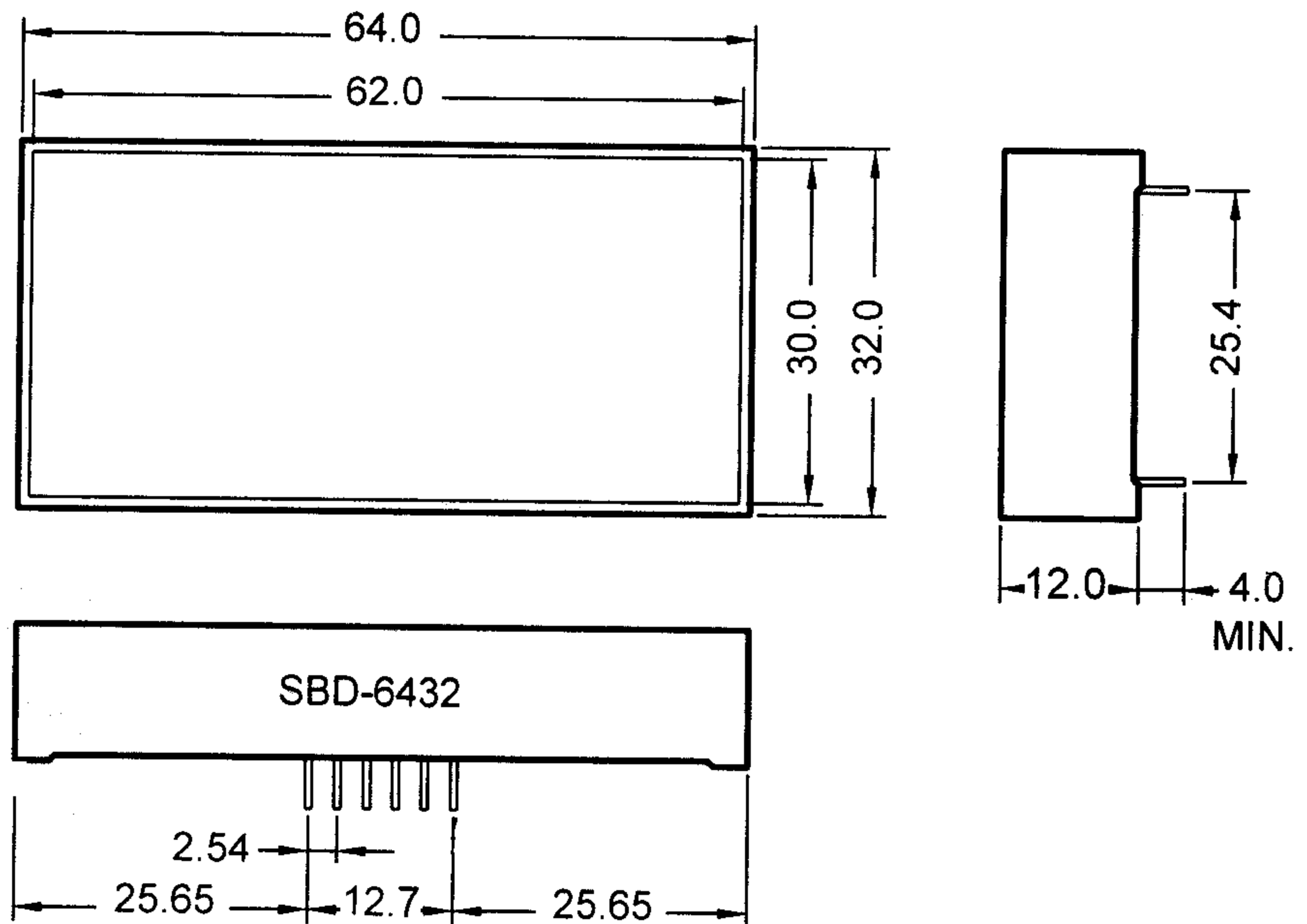
The SBD-6432 series are a reflecting high brightness flat LED displays.
The active face size is 62.0x30.0mm and available in red, orange, and yellow-green emitting colors.

FEATURES

1. High brightness with high contrast
2. Low power consumption
3. Solid state reliability;
Long operation life
4. Wide angle viewing


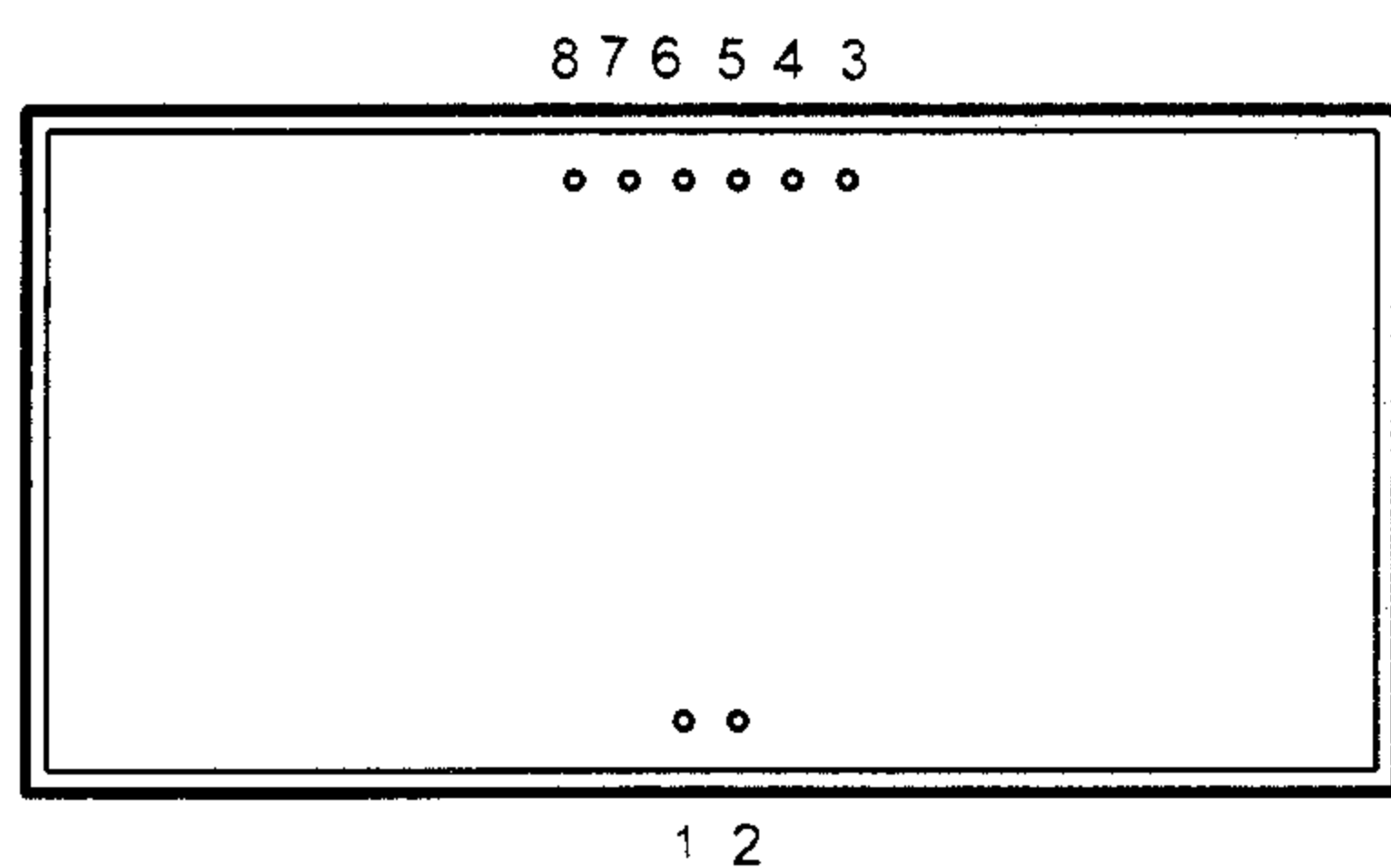
PACKAGE DIMENSIONS

SCALE 1:1 (mm)



PIN ARRANGEMENT

(Top View)



SBD-6432 (Anode common)

三光半導体株式会社
SAM KWANG SEMICONDUCTOR CO., LTD.

803 Silla Techno Vil., 39-3 Dang-dong Kunpo-City Kyungki-do, Korea,
TEL:031-456-1444/1484, FAX:031-456-4224

Orange SBD 6432SR (GaAsP/GaP)

Absolute Maximum Ratings ($T_a = 25^\circ\text{C}$)

Power dissipation/Total	1920	mW
Power dissipation/Chip	40	mW
Forward current	20	mA
Peak forward current	60*	mA
Reverse voltage	4	V
Operating temperature	-25 ~ +85	$^\circ\text{C}$
Storage temperature	-55 ~ +100	$^\circ\text{C}$

Electrical/Optical Characteristics ($T_a = 25^\circ\text{C}$)

Parameter	Symbol	Conditions	Min	Typ	Max.	Unit
Forward voltage/Chip	V_F	$I_F = 10\text{mA}$	—	2.0	2.2	V
Reverse current/Chip	I_R	$V_R = 4\text{V}$	—	—	10	μA
Luminous Intensity/Chip	I_V	$I_F = 10\text{mA}$	500	1000	—	μcd
Peak wavelength	λ_P	$I_F = 10\text{mA}$	—	635	—	nm
Spectral line halfwidth	$\Delta\lambda$	$I_F = 10\text{mA}$	—	35	—	nm

Yellow-green SBD 6432UG (GaP)

Absolute Maximum Ratings ($T_a = 25^\circ\text{C}$)

Power dissipation/Total	1920	mW
Power dissipation/Chip	40	mW
Forward current	20	mA
Peak forward current	60*	mA
Reverse voltage	4	V
Operating temperature	-25 ~ +85	$^\circ\text{C}$
Storage temperature	-55 ~ +100	$^\circ\text{C}$

Electrical/Optical Characteristics ($T_a = 25^\circ\text{C}$)

Parameter	Symbol	Conditions	Min	Typ	Max.	Unit
Forward voltage/Chip	V_F	$I_F = 10\text{mA}$	—	2.1	2.3	V
Reverse current/Chip	I_R	$V_R = 4\text{V}$	—	—	10	μA
Luminous intensity/Chip	I_V	$I_F = 10\text{mA}$	600	1200	—	μcd
Peak wavelength	λ_P	$I_F = 10\text{mA}$	—	565	—	nm
Spectral line halfwidth	$\Delta\lambda$	$I_F = 10\text{mA}$	—	30	—	nm

Red SBD 6432UR (GaAlAs)

Absolute Maximum Ratings ($T_a = 25^\circ\text{C}$)

Power dissipation/Total	1920	mW
Power dissipation/Chip	40	mW
Forward current	20	mA
Peak forward current	60*	mA
Reverse voltage	4	V
Operating temperature	-25 ~ +85	$^\circ\text{C}$
Storage temperature	-55 ~ +100	$^\circ\text{C}$

Electrical/Optical Characteristics ($T_a = 25^\circ\text{C}$)

Parameter	Symbol	Conditions	Min	Typ	Max.	Unit
Forward voltage/Chip	V_F	$I_F = 10\text{mA}$	—	1.9	2.1	V
Reverse current/Chip	I_R	$V_R = 4\text{V}$	—	—	10	μA
Luminous intensity/Chip	I_V	$I_F = 10\text{mA}$	1300	2500	—	μcd
Peak wavelength	λ_P	$I_F = 10\text{mA}$	—	660	—	nm
Spectral line halfwidth	$\Delta\lambda$	$I_F = 10\text{mA}$	—	20	—	nm

* Pulse Width 1 ms
Duty Cycle 1/5