

High Brightness 48.0×20.0mm Flat LED Displays

SBD 4820 SBD 4820A

GENERAL DESCRIPTION

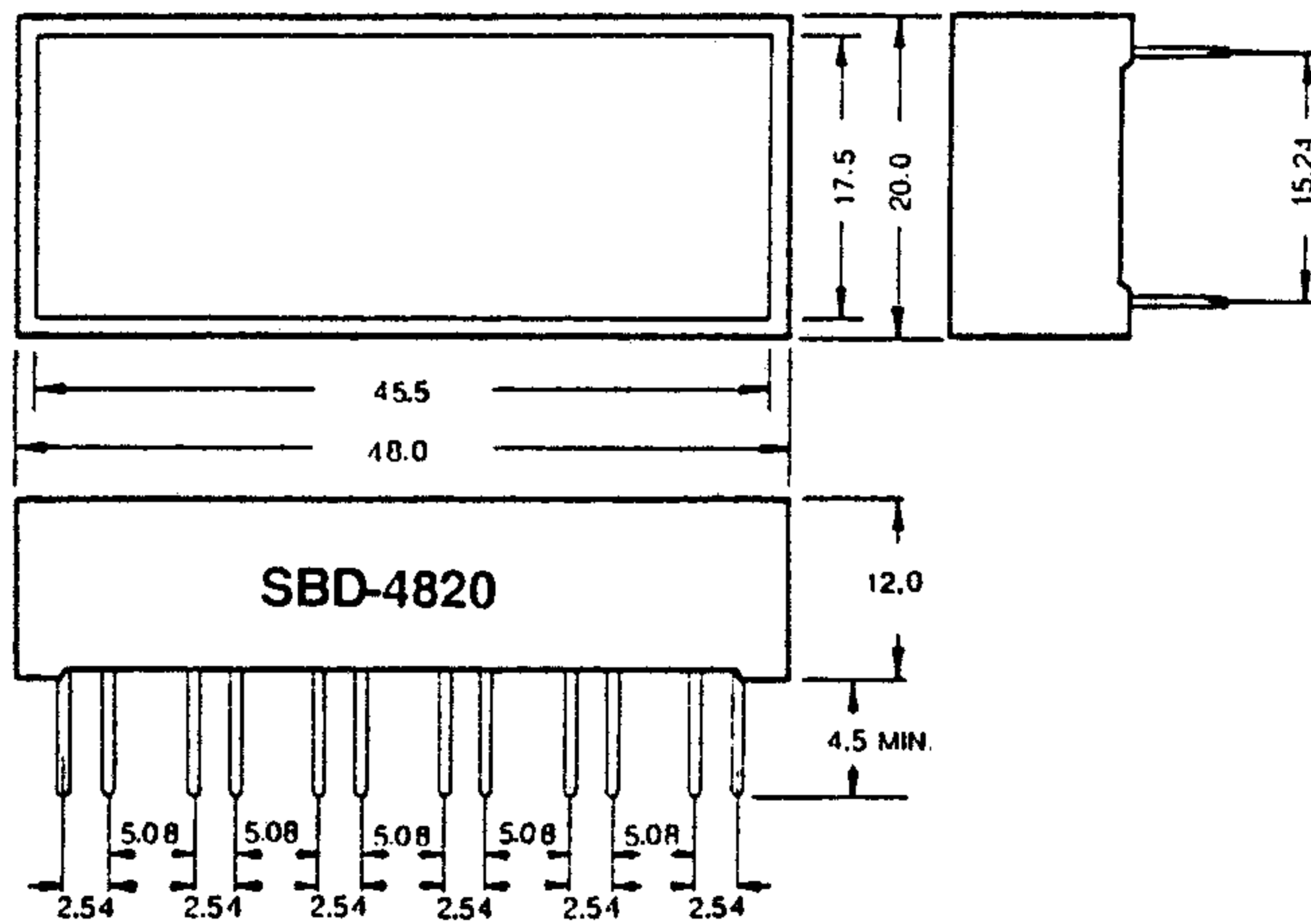
The SBD-4820 series are a reflecting high brightness flat LED displays. The active face size is 45.5 × 17.5 mm and available in red, orange and yellow-green emitting colors.

FEATURES

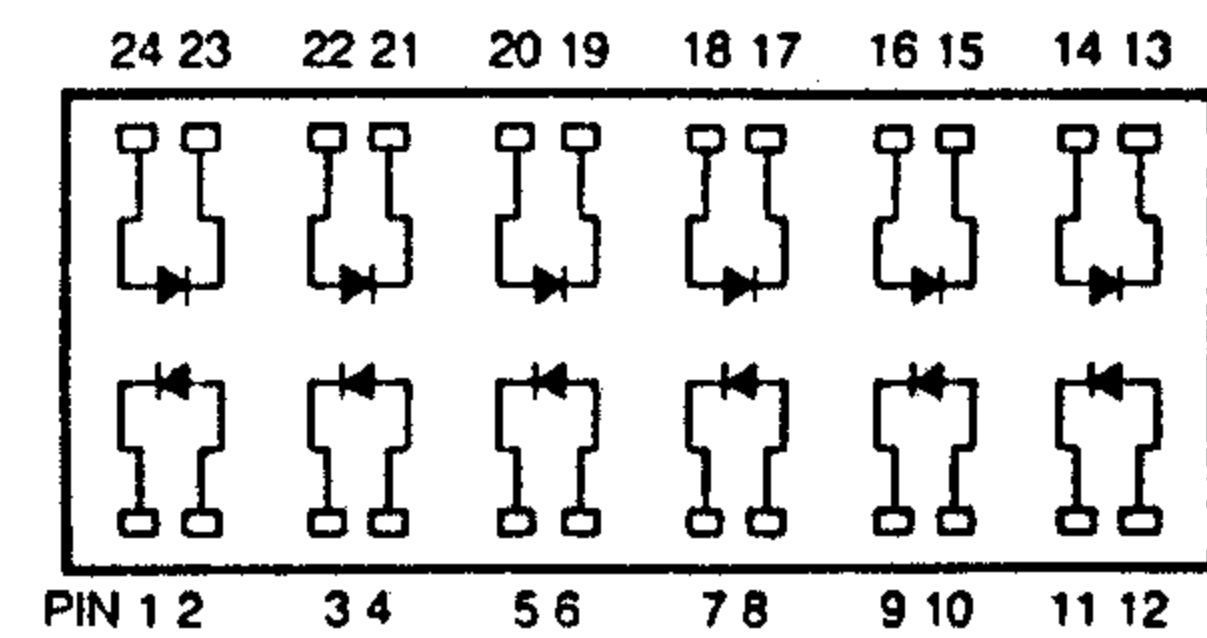
1. High brightness and high contrast
2. Low power consumption
3. Solid state stability; Long operation life
4. Wide angle viewing

PACKAGE DIMENSIONS AND CONNECTIONS GUIDE

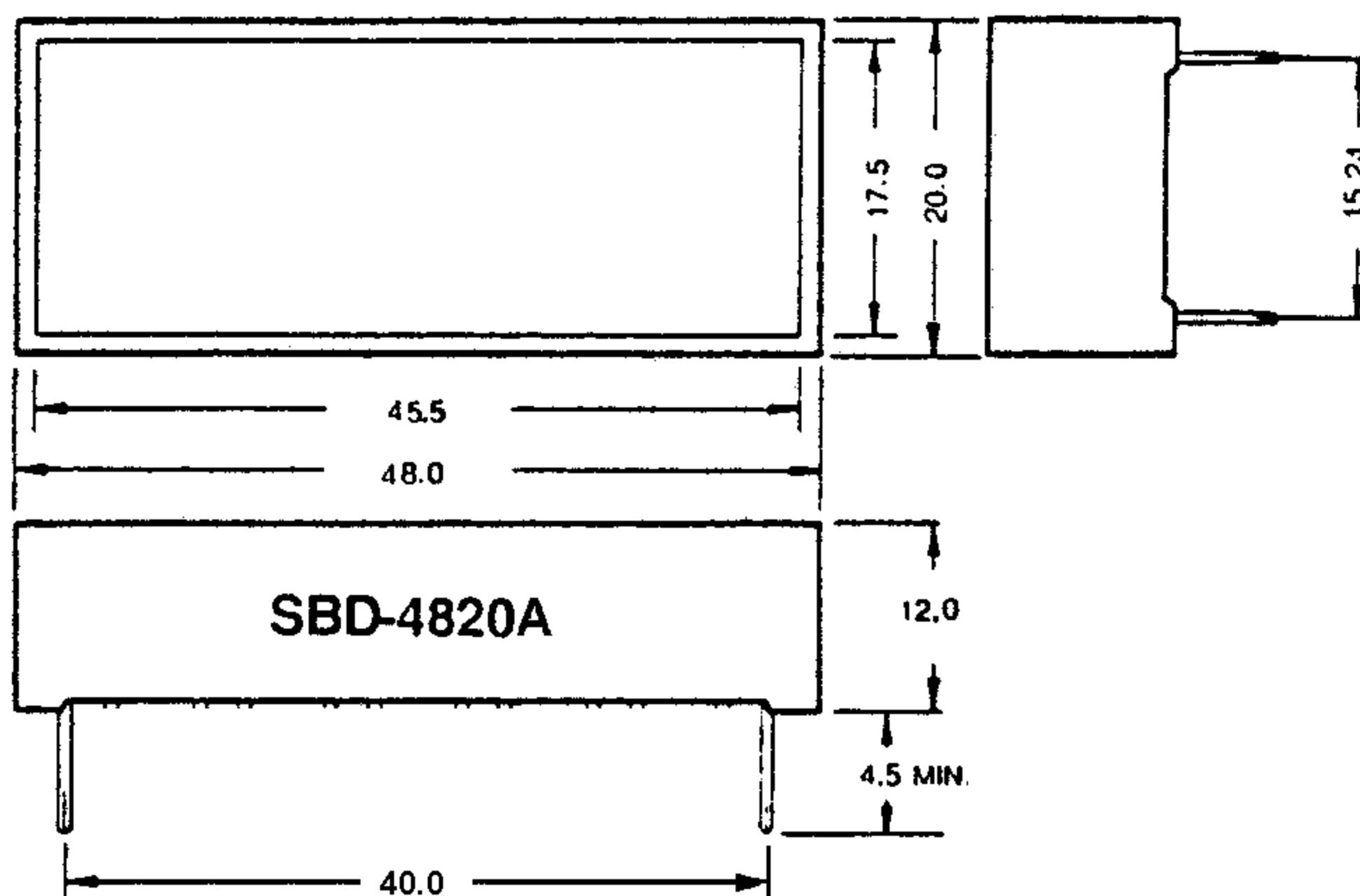
SBD 4820



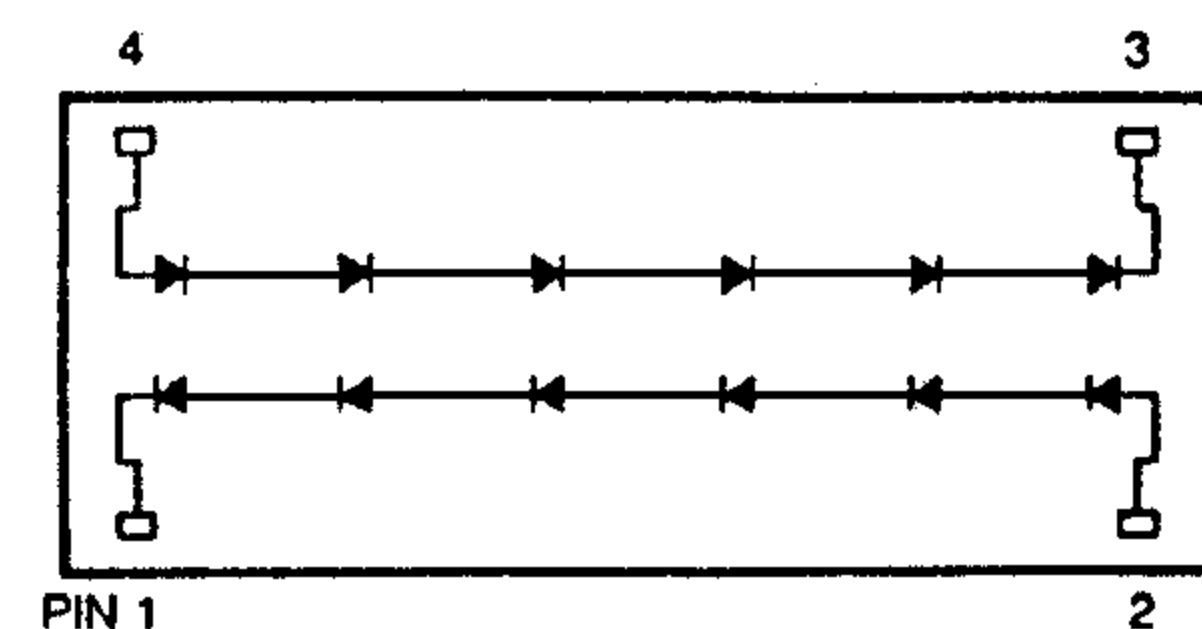
Top View



SBD 4820A



Top View



三光半導體株式會社

SAM KWANG SEMICONDUCTOR CO., LTD.

803 Silla Techno Vil., 39-3 Dang-dong Kunpo-City Kyungki-do, Korea,
TEL:031-456-1444/1484, FAX:031-456-4224

Orange SBD 4820SR (GaAsP/GaP)

Absolute Maximum Ratings ($T_a = 25^\circ\text{C}$)

Power dissipation/Total	480	mW
Power dissipation/Chip	40	mW
Forward current	20	mA
Peak forward current	60*	mA
Reverse voltage	4	V
Operating temperature	-25 ~ +85	$^\circ\text{C}$
Storage temperature	-55 ~ +100	$^\circ\text{C}$

Electrical/Optical Characteristics ($T_a = 25^\circ\text{C}$)

Parameter	Symbol	Conditions	Min	Typ	Max.	Unit
Forward voltage/Chip	V_F	$I_F = 10\text{mA}$	—	2.0	2.2	V
Reverse current/Chip	I_R	$V_R = 4\text{V}$	—	—	10	μA
Luminous Intensity/Chip	I_V	$I_F = 10\text{mA}$	500	1000	—	μcd
Peak wavelength	λ_P	$I_F = 10\text{mA}$	—	635	—	nm
Spectral line halfwidth	$\Delta\lambda$	$I_F = 10\text{mA}$	—	35	—	nm

Yellow-green SBD 4820UG (GaP)

Absolute Maximum Ratings ($T_a = 25^\circ\text{C}$)

Power dissipation/Total	480	mW
Power dissipation/Chip	40	mW
Forward current	20	mA
Peak forward current	60*	mA
Reverse voltage	4	V
Operating temperature	-25 ~ +85	$^\circ\text{C}$
Storage temperature	-55 ~ +100	$^\circ\text{C}$

Electrical/Optical Characteristics ($T_a = 25^\circ\text{C}$)

Parameter	Symbol	Conditions	Min	Typ	Max.	Unit
Forward voltage/Chip	V_F	$I_F = 10\text{mA}$	—	2.1	2.3	V
Reverse current/Chip	I_R	$V_R = 4\text{V}$	—	—	10	μA
Luminous Intensity/Chip	I_V	$I_F = 10\text{mA}$	600	1200	—	μcd
Peak wavelength	λ_P	$I_F = 10\text{mA}$	—	565	—	nm
Spectral line halfwidth	$\Delta\lambda$	$I_F = 10\text{mA}$	—	30	—	nm

Red SBD 4820UR (GaAlAs)

Absolute Maximum Ratings ($T_a = 25^\circ\text{C}$)

Power dissipation/Total	480	mW
Power dissipation/Chip	40	mW
Forward current	20	mA
Peak forward current	60*	mA
Reverse voltage	4	V
Operating temperature	-25 ~ +85	$^\circ\text{C}$
Storage temperature	-55 ~ +100	$^\circ\text{C}$

Electrical/Optical Characteristics ($T_a = 25^\circ\text{C}$)

Parameter	Symbol	Conditions	Min	Typ	Max.	Unit
Forward voltage/Chip	V_F	$I_F = 10\text{mA}$	—	1.9	2.1	V
Reverse current/Chip	I_R	$V_R = 4\text{V}$	—	—	10	μA
Luminous Intensity/Chip	I_V	$I_F = 10\text{mA}$	1300	2500	—	μcd
Peak wavelength	λ_P	$I_F = 10\text{mA}$	—	660	—	nm
Spectral line halfwidth	$\Delta\lambda$	$I_F = 10\text{mA}$	—	20	—	nm

* Pulse Width 1 ms
Duty Cycle 1/5