

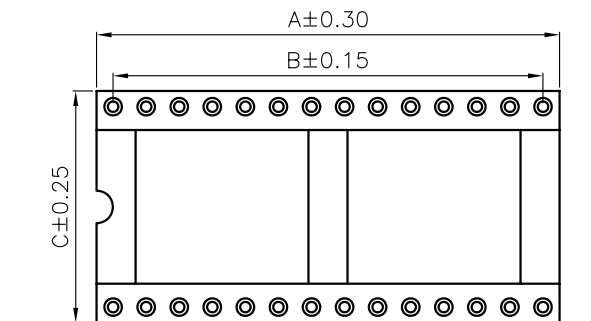
1

2

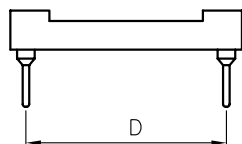
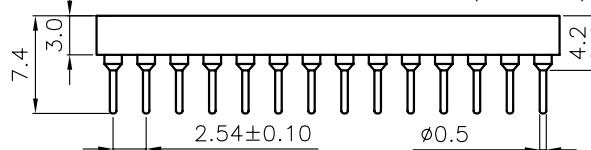
3

4

5



Note1: With middle bar(18-64P)



Circuits	DIM.A	DIM.B	DIM.C	DIM.D	Spacing
6	7.62	5.08	10.16	7.62	03
8	10.16	7.62	10.16	7.62	
14	17.78	15.24	10.16	7.62	
16	20.32	17.78	10.16	7.62	
18	22.86	20.32	10.16	7.62	
20	25.40	22.86	10.16	7.62	
24	30.48	27.94	10.16	7.62	04
28	35.56	33.02	10.16	7.62	
22	27.94	25.40	12.70	10.16	
24	30.48	27.94	17.78	15.24	
28	35.56	33.02	17.78	15.24	
32	40.64	38.10	17.78	15.24	
40	50.80	48.26	17.78	15.24	06
42	53.34	50.80	17.78	15.24	
48	60.96	58.42	17.78	15.24	
64	81.28	78.74	26.00	22.86	
					09

*2227MC-16-03-BA

With Bar

Specifications:

Current rating:1.0A AC/DC
 Voltage rating:100V AC/DC
 Contact resistance:10m ohm. max.
 Insulator resistance:5,000M ohm. Min.
 Withstanding voltage:600V AC for one minute
 Operating temperature range:-40°C to +105°C
 Material and Finish:

Insulator:High Temp. Plastic(UL94V-0)

Contact:Beryllium Copper(Becu)

Plating:Tin Plated

How To Order

2227MC-XX-XX-F1

Lead Free

03:Space:7.62mm

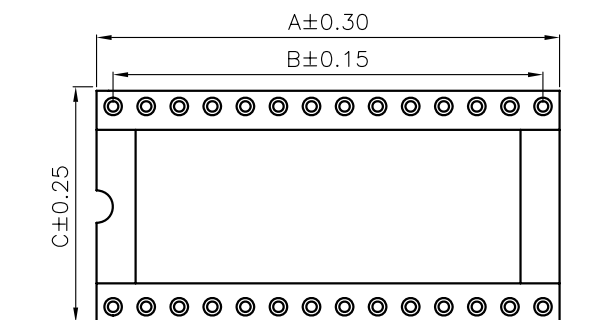
04:Space:10.16mm

06:Space:15.24mm

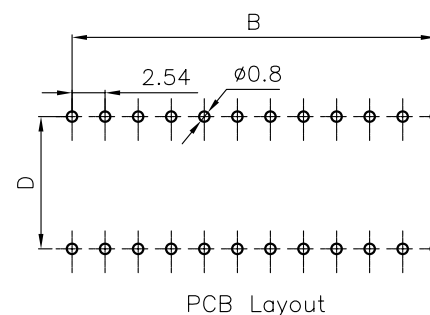
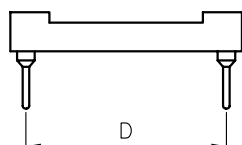
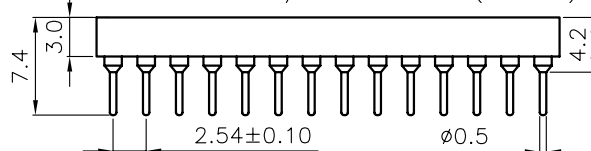
09:Space:22.86mm

No. Of Contacts

MC: Machine Pin



Note2: W/O middle bar(6-16P)



RoHS Compliant

REV	DATE	FILE	BY
E			
D			
C			
B			
A	24-Oct-2005	(PC0001)	Cel King

DRAWN:
OZRCHECKED:
Jeremy LiuAPPROVAL:
Mike Wu

GENERAL TOLERANCE:

.X=±0.2

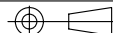
.XX=±0.15

UNIT: MM

SCALE:

SHEET: 1 / 1

PROJECTION:



繼德工業股份有限公司
Neltron Industrial Co., Ltd.

DESCRIPTION:

2.54mm IC Socket Machine Pin

PART NO:

2227MC-XX-XX-F1

SIZE

A4