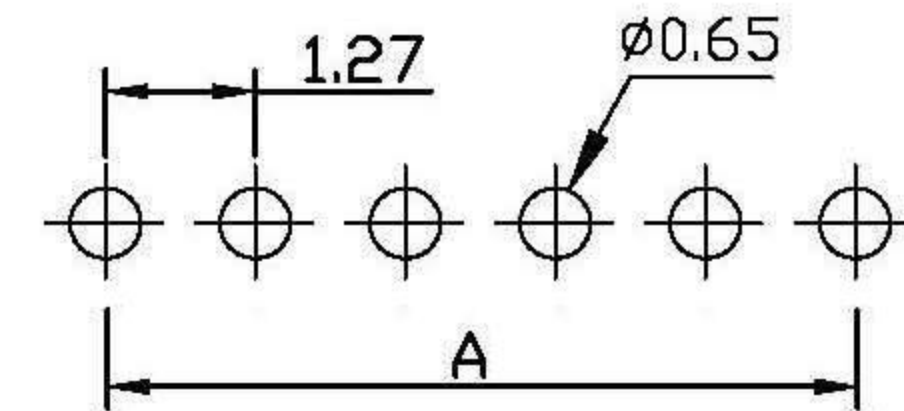
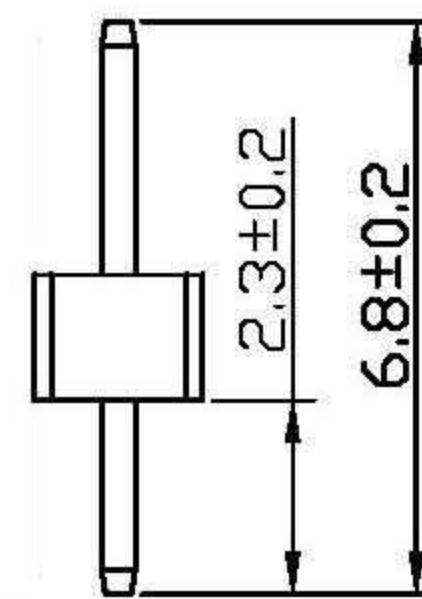
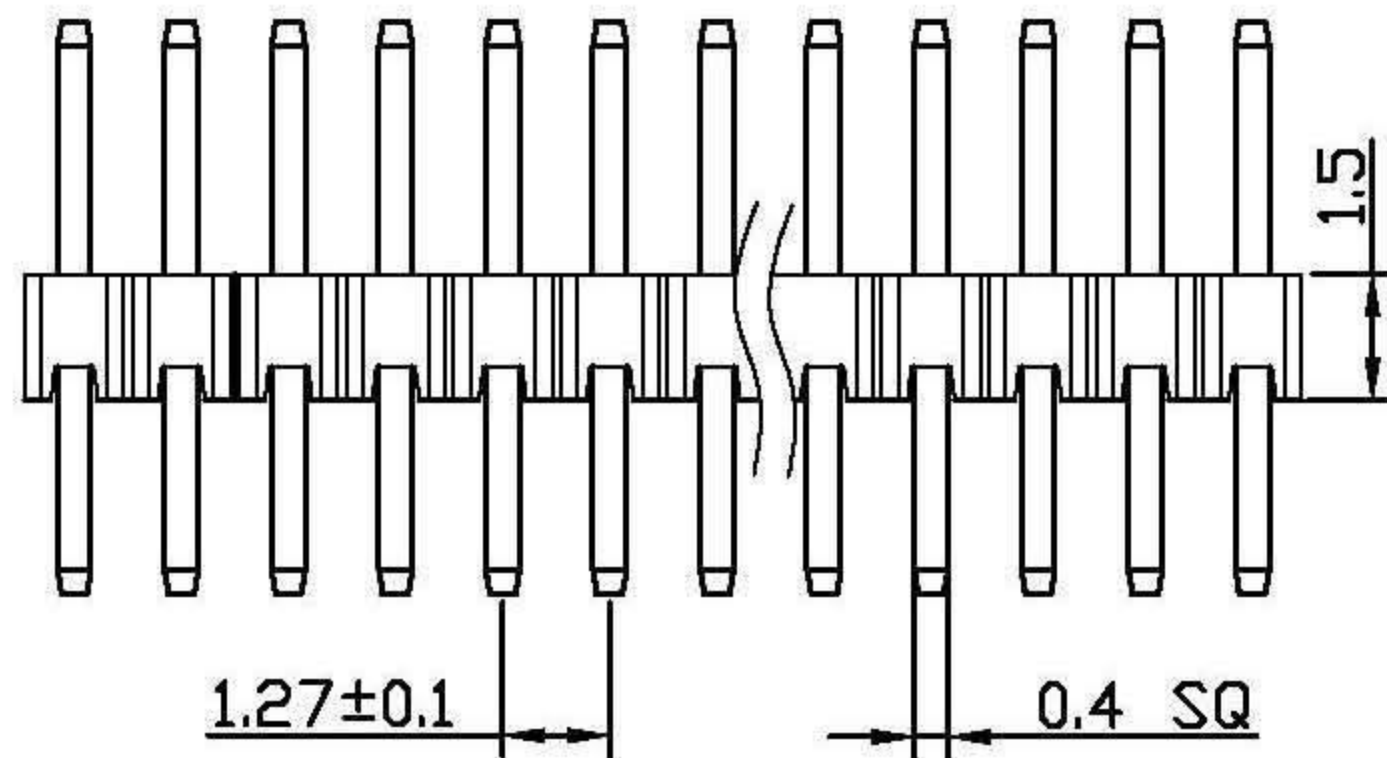
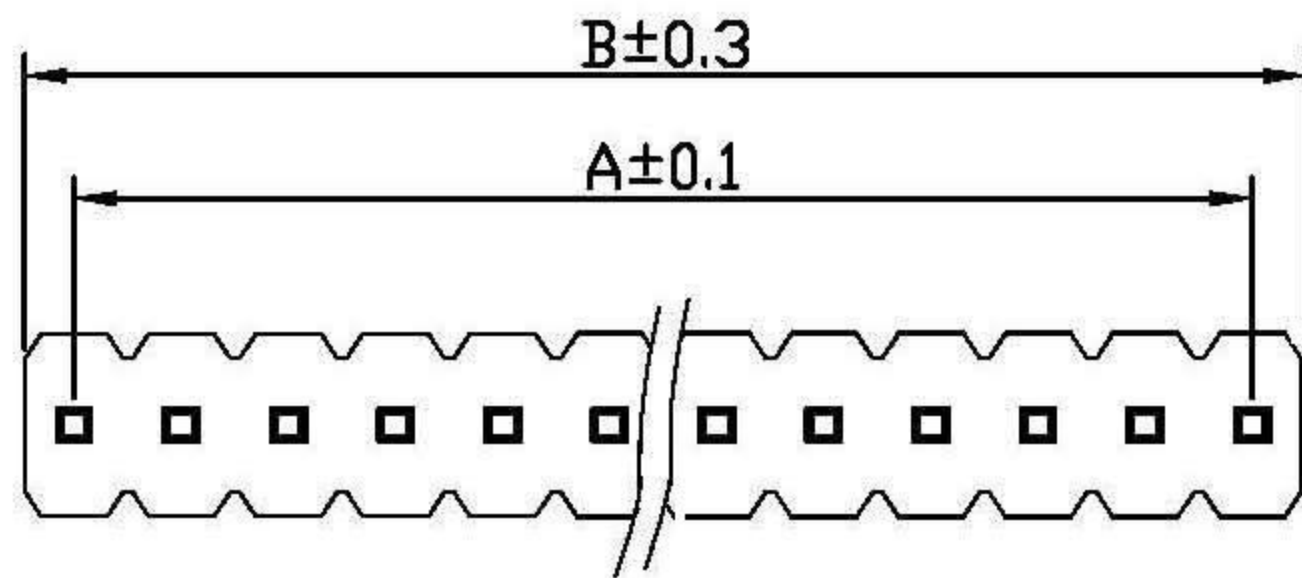


No. of Contacts	DIMENSIONS	
	A	B
2	1.27	2.54
3	2.54	3.81
4	3.81	5.08
5	5.08	6.35
6	6.35	7.62
7	7.62	8.89
8	8.89	10.16
9	10.16	11.43
10	11.43	12.70
11	12.70	13.97
12	13.97	15.24
13	15.24	16.51
14	16.51	17.78
15	17.78	19.05
16	19.05	20.32
17	20.32	21.59
18	21.59	22.86
19	22.86	24.13
20	24.13	25.40
21	25.40	26.67
22	26.67	27.94
23	27.94	29.21
24	29.21	30.48
25	30.48	31.75
26	31.75	33.02
27	33.02	34.29
28	34.29	35.56
29	35.56	36.83
30	36.83	38.10
31	38.10	39.37
32	39.37	40.64
33	40.64	41.91
34	41.91	43.18
35	43.18	44.45
36	44.45	45.72
37	45.72	46.99
38	46.99	48.26
39	48.26	49.53
40	49.53	50.80
50	62.23	63.50



SPECIFICATIONS

Current Rating: 1Amp
 Insulation Resistance: 1000M Ω Min
 Contact Resistance: 20m Ω Max
 Withstanding Voltage: AC 500V
 Operation Temperature: -40° to +105°
 Contact Material: Brass
 Insulator Material: Polyester (UL 94V-0)
 Standard: PA6T
 Max. Processing Temp: 240° C for 30-60 seconds
 (260° C for 10 seconds)

Recommended P.C.B Hole Layout

检验以此为准!

UNLESS OTHERWISE SPECIFIED TOLERANCE			
x.	± 0.3	x.'	$\pm 5'$
x.x	± 0.2	x.x'	$\pm 1'$
x.xx	± 0.1	x.xx'	$\pm 0.5'$
SCALE		UNIT	
		mm	
DRAWN		29/07/09	
LI BEI LIN		DRAWN NAME	
CHECKED		1.27mm Pin Header	
APPROVED		/ /	
/ /		PROUCT NO.	
/ /		PILE NAME:	
SIZE		REV	
A4		A	

1.27PH 2*40Pin H1.5 180度 L6.8mm