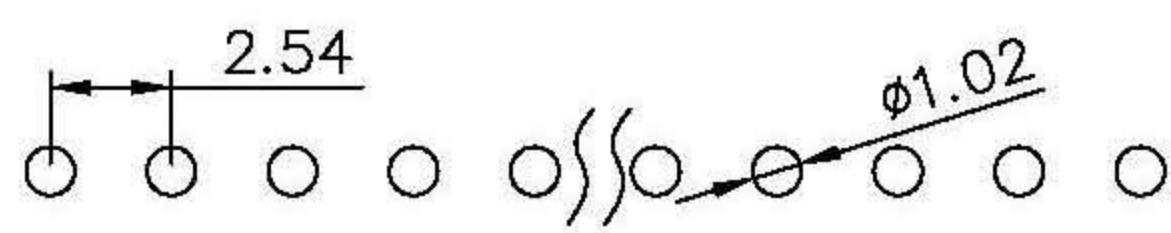
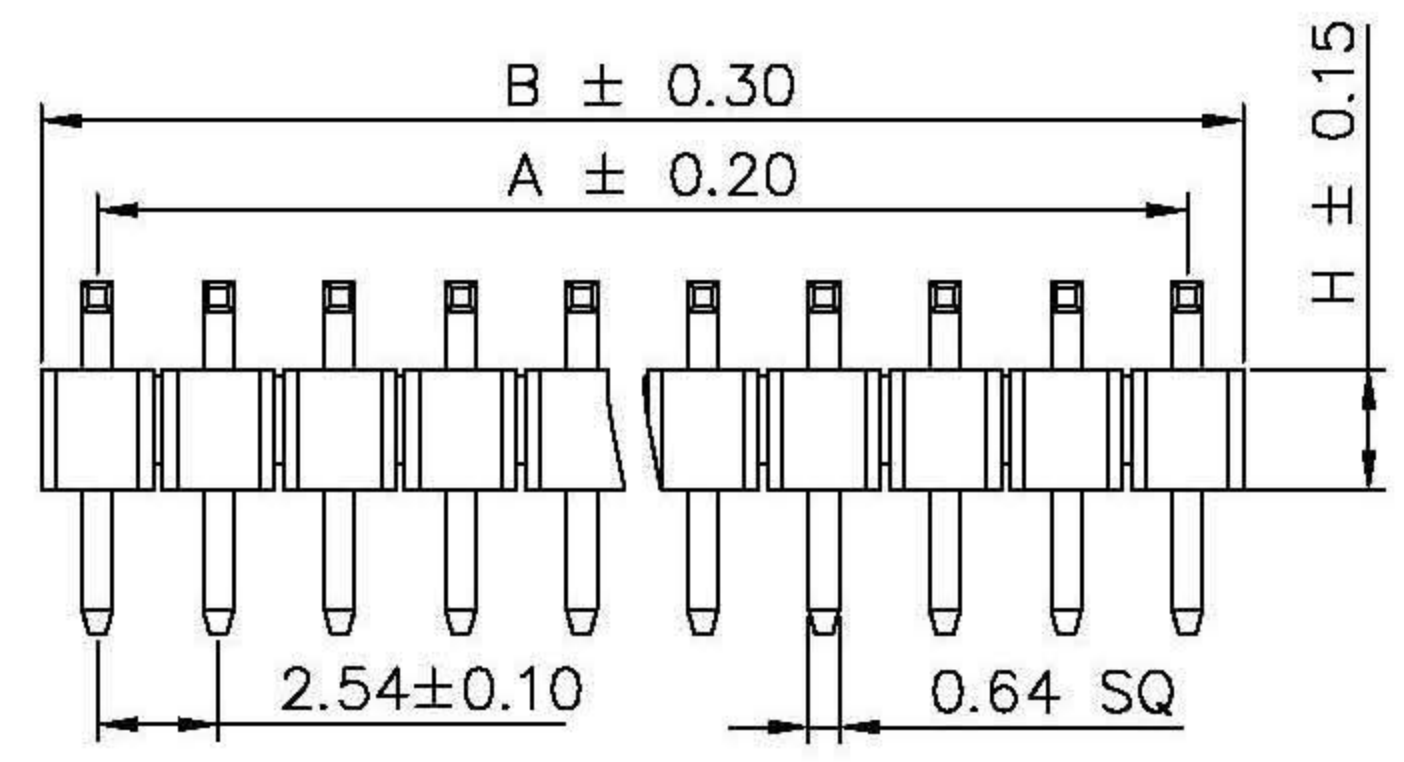
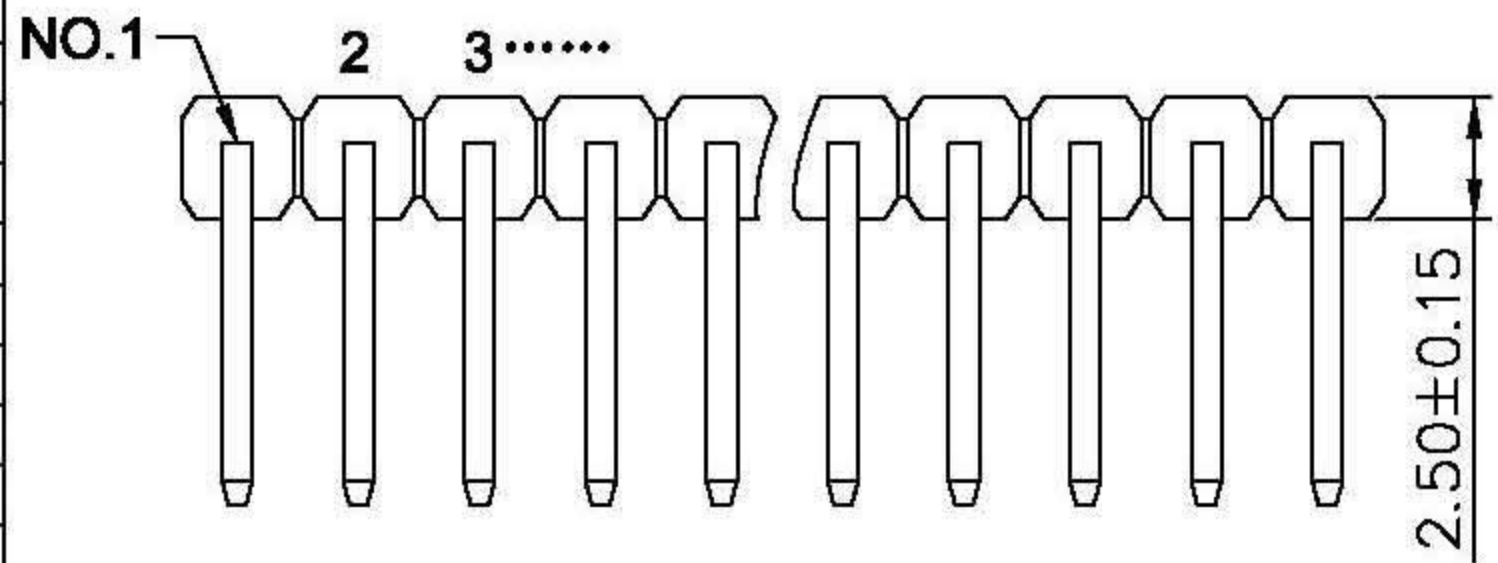


| No. of Contacts | DIM A | DIM B |
|-----------------|-------|-------|
| 1 | — | 2.54 |
| 2 | 2.54 | 5.08 |
| 3 | 5.08 | 7.62 |
| 4 | 7.62 | 10.16 |
| 5 | 10.16 | 12.70 |
| 6 | 12.70 | 15.24 |
| 7 | 15.24 | 17.78 |
| 8 | 17.78 | 20.32 |
| 9 | 20.32 | 22.86 |
| 10 | 22.86 | 25.40 |
| 11 | 25.40 | 27.94 |
| 12 | 27.94 | 30.48 |
| 13 | 30.48 | 33.02 |
| 14 | 33.02 | 35.56 |
| 15 | 35.56 | 38.10 |
| 16 | 38.10 | 40.64 |
| 17 | 40.64 | 43.18 |
| 18 | 43.18 | 45.72 |
| 19 | 45.72 | 48.26 |
| 20 | 48.26 | 50.80 |
| 21 | 50.80 | 53.34 |
| 22 | 53.34 | 55.88 |
| 23 | 55.88 | 58.42 |
| 24 | 58.42 | 60.96 |
| 25 | 60.96 | 63.50 |
| 26 | 63.50 | 66.04 |
| 27 | 66.04 | 68.58 |
| 28 | 68.58 | 71.12 |
| 29 | 71.12 | 73.66 |
| 30 | 73.66 | 76.20 |
| 31 | 76.20 | 78.74 |
| 32 | 78.74 | 81.28 |
| 33 | 81.28 | 83.82 |
| 34 | 83.82 | 86.36 |
| 35 | 86.36 | 88.90 |
| 36 | 88.90 | 91.44 |
| 37 | 91.44 | 93.98 |
| 38 | 93.98 | 96.52 |
| 39 | 96.52 | 99.06 |
| 40 | 99.06 | 101.6 |



PCB LAYOUT

SPECIFICATIONS
 Rated Current: 3.0AMP
 Contact Resistance: 20mΩ Max
 Withstand Voltage: 1000V AC/DC
 Insulation Resistance: 1000MΩ Min
 Operation Temperature: -40° c to +105° c

Contact Material: Brass
 Contact Plating: Au Over Ni
 Insulator Material: Polyester (UL94V-0)
 Standard: PA6T
 Max. Processing Temp: 230° C for 30-60 seconds
 (260° C for 10 seconds)

Ordering Information

12XX -11 XX X XX R XXX 02

| Plastics Height | No. of Pins Per Row | Insulator Material Option | Contact Plating | Pin Length |
|-----------------|---------------------|---------------------------|--------------------|------------|
| H=1.0mm | 1x40 | A=BK-PBT | G0: Gold Flash | |
| H=1.5mm | 1-40 | B=BK-PA66 | G2: 5U" Gold | |
| H=2.0mm | 1-40 | C=BK-PA6T | G3: 10U" Gold | |
| H=2.54mm | | D=BK-PA46 | G4: 15U" Gold | |
| | | F=BK-LCP | G5: 30U" Gold | |
| | | | S0: Gold Flash/Tin | |
| | | | SN: Tin | |

| Item (项目) | A | B | L | PA | PC | D | H |
|---------------|-----|-----|-------|------|------|------|------|
| Standard (尺寸) | 见左表 | 见左表 | | | | | |
| 客户需求 (尺寸) | 见左表 | 见左表 | 15.80 | 6.00 | 3.00 | 3.20 | 2.54 |

| | | | | | | | | | | | | | | |
|-----|------|-----|--------------|--------------------------------------|------|--------------|-----|----------------|------|------------------------|------------|-------------|-------------------------|-----|
| E | | | | Units | mm | Scale | 3:1 | Drawing By | Date | | | | | |
| D | | | | Tolerance Unless Otherwise Specified | | | | wang zhi gang | | | | | | |
| C | | | | .X ~ ±0.30 | | | | Check By | Date | | | | | |
| B | | | | .XX ~ ±0.25 | | | | zeng chun ming | | Date | 2013/03/18 | Title | 2.54单塑单排排针/90° 反向L=15.8 | |
| A | | | | .XXX ~ ±0.20 | | | | Approval By | Date | | Sheet | 1 of 1 | | |
| REV | ZONE | LTR | DESCRIPTION. | ECN.NO. | Date | Angle ~ ± 3° | | zeng chun ming | | Third Angle Projection | | Drawing No. | 12XX11XXXXRXX02 | REV |
| | | | | | | | | | | | | File Path | Z/F:/ZLCPTD/PH | A |