


2.54mm Pitch Board to Board Connector

HIF3H Series



■ Features

1. Product Variation

Afford to connect the board to board horizontally or vertically.

2. Compatibility

Achieve combination with other HIF3H series.

■ Applications

Computers, termination equipment, various kinds of electronic equipment, Office Automation machines and so on

■ Product Specifications

Rating	Current rating: 2A Voltage rating: 300V AC	Operating Temperature Range: -30 to +85°C (Note 1) Operating Humidity Range: 40 to 80%	Storage Temperature Range: -10 to +60°C (Note 2) Operating Humidity Range: 40 to 70% (Note 2)
--------	---	---	--

Item	Specification	Condition
1. Insulation Resistance	1000M ohms	500V DC
2. Withstanding Voltage	No flashover or insulation breakdown.	1000V AC/1 minute.
3. Contact Resistance	15m ohms max.	Measured at 0.1A
4. Vibration	No electrical discontinuity of 1 μ s or more	Frequency: 10 to 55 Hz, single amplitude of 0.75 mm, 2 hours in each of the 3 directions.
5. Humidity (Steady state)	Insulation resistance: 10M ohms min.	96 hours at temperature of 40°C and humidity of 90% to 95%
6. Temperature Cycle	No damage, cracks, or parts looseness.	(-65°C: 30 minutes → 15 to 35°C: 5 minutes max. → 125°C: 30 minutes → 15 to 35°C: 5 minutes max.) 5 cycles
7. Durability (Mating/un-mating)	Contact resistance: 15 m ohms max.	500 cycles
8. Resistance to Soldering heat	No deformation of components affecting performance.	Flow: 260°C for 10 seconds
		Manual soldering: 300°C for 3 seconds

Note 1: Includes temperature rise caused by current flow.

Note 2: The term "storage" refers to products stored for long period of time prior to mounting and use. Operating Temperature Range and Humidity range covers non conducting condition of installed connectors in storage, shipment or during transportation.

■ Material

Parts	Material	Finish	Remarks
Insulator	PBT	Black	UL94V-0
Receptacle Contact	Phosphor bronze	Selective gold plated	_____
Pin header	Brass or phosphor bronze	Selective gold plated	

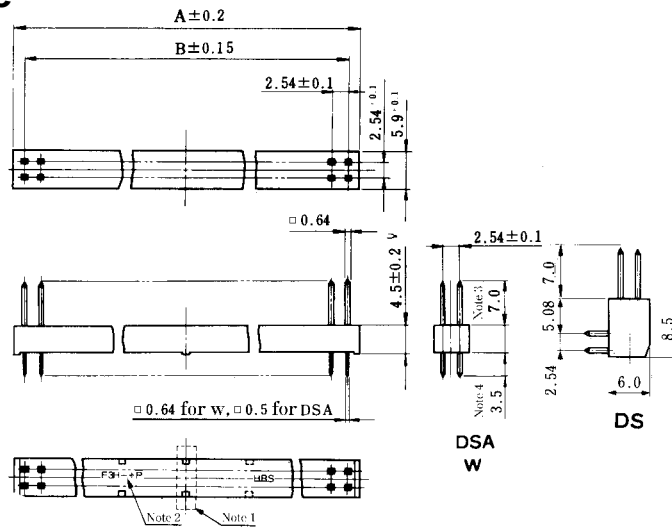

■ Ordering Information

● Pin Header

HIF3H - * P B - 2.54 DSA
① ② ③ ④ ⑤ ⑥

① Series Name	: HIF3H
② Number of contacts	: 4, 6, 10, 12, 14, 16, 20, 24, 26, 30, 34, 40, 50, 60, 70, 130
③ P	: Pin header
④ Contact material	A: Phosphor bronze (DS: brass) B: Brass
⑤ Contact pitch	: 2.54mm
⑥ Contact type	DS : Right angle type DSA : Straight type W : Wrapping type

■Pin Header Through hole Type



Unit:mm

Part Number	CL No.	Number of Contacts	A	B
HIF3H- 4PA-2.54DS	618-0073-1	4	6	2.54
HIF3H- 6PB-2.54DSA	618-0215-4	6	8.62	5.08
HIF3H-10PB-2.54DSA	618-0201-0	10	13.7	10.16
HIF3H-10P -2.54W	618-0185-5			
HIF3H-12PB-2.54DSA	618-0202-2	12	16.24	12.7
HIF3H-14PB-2.54DSA	618-0213-9	14	18.78	15.24
HIF3H-16PB-2.54DSA	618-0203-5	16	21.3	17.78
HIF3H-16PA-2.54DS	618-0065-3			
HIF3H-20PB-2.54DSA	618-0204-8	20	26.4	22.86
HIF3H-20P -2.54W	618-0183-0			
HIF3H-24PB-2.54DSA	618-0205-0	24	31.46	27.94
HIF3H-24PA-2.54DS	618-0067-9			
HIF3H-26PB-2.54DSA	618-0206-3	26	34.02	30.48
HIF3H-26P -2.54W	618-0184-2			

Part Number	CL No.	Number of Contacts	A	B
HIF3H-30PB-2.54DSA	618-0207-6	30	39.1	35.56
HIF3H-30P -2.54W	618-0186-8			
HIF3H-34PB-2.54DSA	618-0208-9	34	44.18	40.64
HIF3H-34P -2.54W	618-0181-4			
HIF3H-40PB-2.54DSA	618-0209-1	40	51.8	48.26
HIF3H-40P -2.54W	618-0182-7			
HIF3H-50PB-2.54DSA	618-0210-0	50	64.5	60.96
HIF3H-60PB-2.54DSA	618-0211-3	60	77.2	73.66
HIF3H-60P -2.54W	618-0187-0			

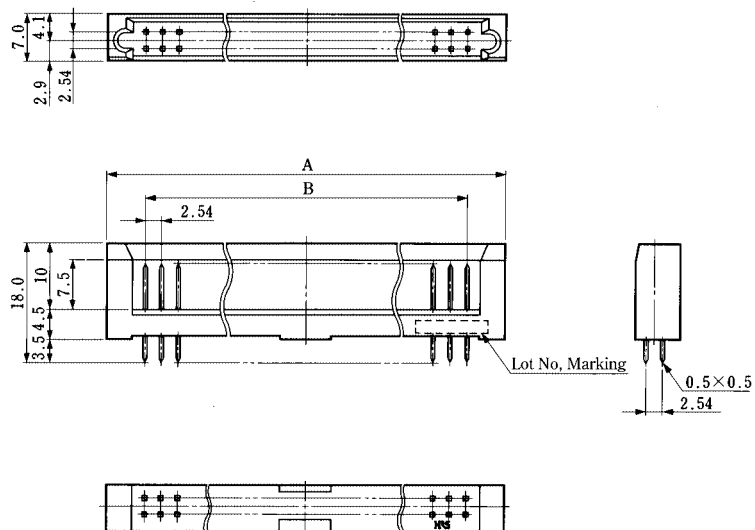
Note 1: The stitch line area is divided in two for 50 and 60 contacts.

Note 2: *indicates the number of contacts.

Note 3: Wrapping is 6.0.

Note 4: Wrapping is 16.0.

■Pin Header Through hole Type 70 · 130 contacts

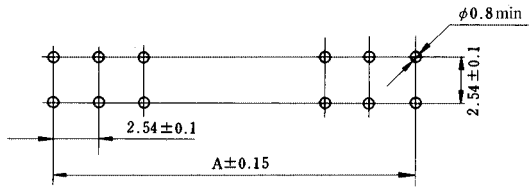


Unit:mm

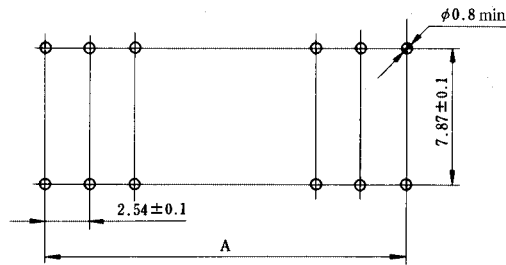
Part Number	CL No.	Number of Contacts	A	B
HIF3H- 70PB-2.54DSA	618-0214-1	70	97.8	86.36
HIF3H-130PB-2.54DSA	618-0212-6	130	174	162.56

◆PCB mounting pattern

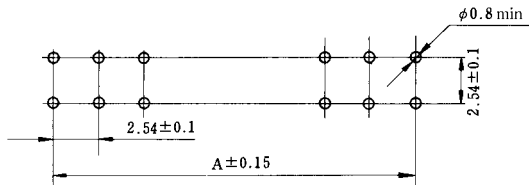
●Pin Header Straight and Right Angle Type



●Receptacle Right Angle Type



●Receptacle Straight Type



Size A List

Number of Contacts	A
4	2.54
6	5.08
8	7.62
10	10.16
12	12.7
14	15.24
16	17.78
18	20.32
20	22.86
24	27.94
26	30.48
30	35.56
34	40.64
40	48.26
50	60.96
60	73.66
64	78.74
70	86.36
130	162.56