No. of Contacts	DIMENSIONS A	B
2	2.54	5.08
3	5.08	7.62
4	7.62	10.16
5	10.16	12.70
6	12.70	15.24
7	15.24	17.78
8	17.78	20.32
9	20.32	22.86
10	22.86	25.40
11	25.40	27.94
12	27.94	30.48
13	30.48	33.02
14	33.02	35.56
15	35.56	38.10
16	38.10	40.64
17	40.64	43.18
18	43.18	45.72
19	45.72	48.26
20	48.26	50.80
21	50.80	53.34
22	53.34	55.88
23	55.88	58.42
24	58.42	60.96
25	60.96	63.50
26	63.50	66.04
27	66.04	68.58
28	68.58	71.12
29	71.12	73.66
30	73.66	76.20
31	76.20	78.74
32	78.74	81.28
33	81.28	83.82
34	83.82	86.36
35	86.36	88.90
36	88.90	91.44
37	91.44	93.98
38	93.98	96.52
39	96.52	99.06
40	99.06	101.60

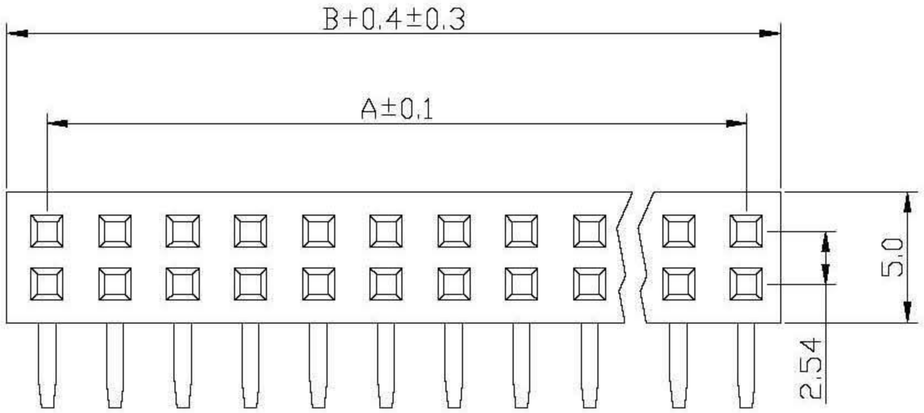

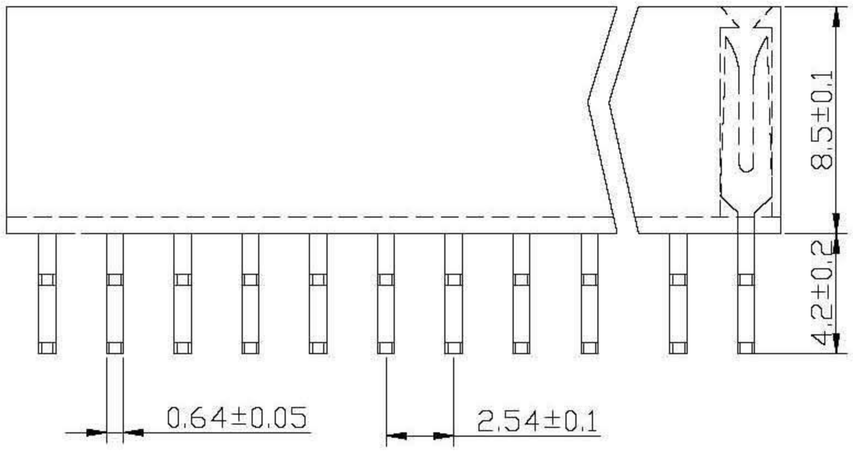

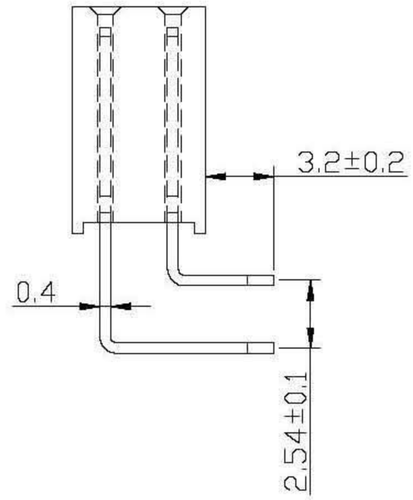

SPECIFICATIONS

Current Rating: 3Amps
Insulation Resistance: 1000MΩ Min
Contact Resistance: 20mΩ Max
Withstanding Voltage: AC 1000V
Operation Temperature: −40°to+105°
Contact Material: Brass
Insrlator Material: Polyester(UL 94V−0)
Standard: PBT

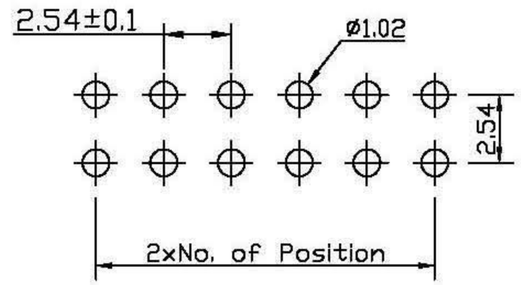

Recommended P.C.B Hole Layout

检验以此为准！

UNLESS OTHEWIXE SPECIFIED TOLERANCE			
x.	±0.3	x.°	±5°
x.x	±0.2	x.x°	±1°
x.xx	±0.1	x.xx°	±0.5°

SCALE	UNIT mm
DRAWN LI BEI LIN	20/11/09
CHECKED	
APPROVED	/ /
SIZE A4	REV A

DRAWM NAME: 2.54 Female Header

PROUCT NO.

PILE NAME:

2.54PF 2*∩Pin H8.5 90°