

E

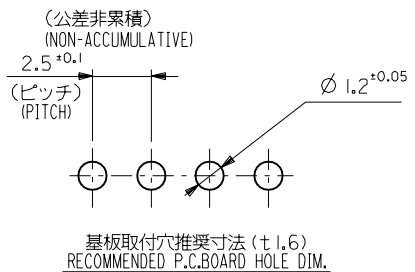
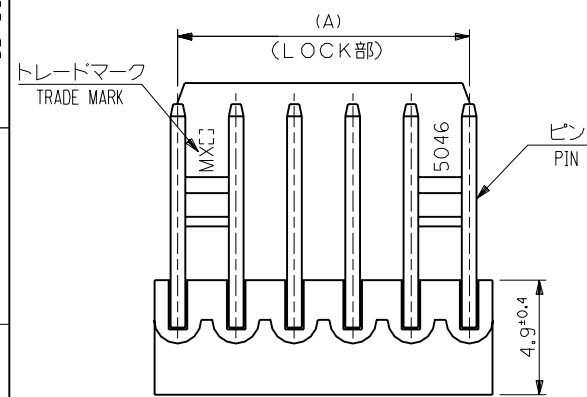
D

C

B

A

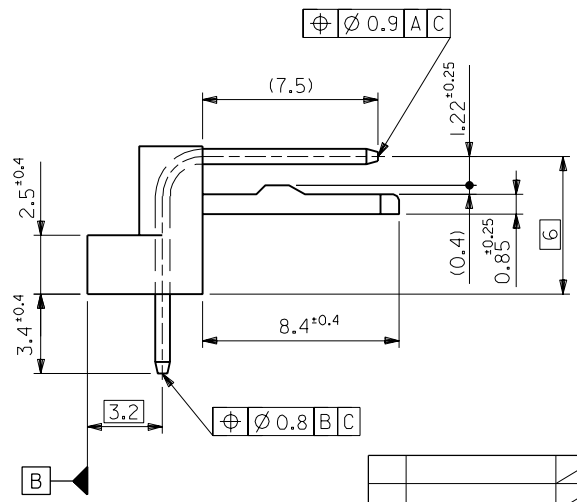
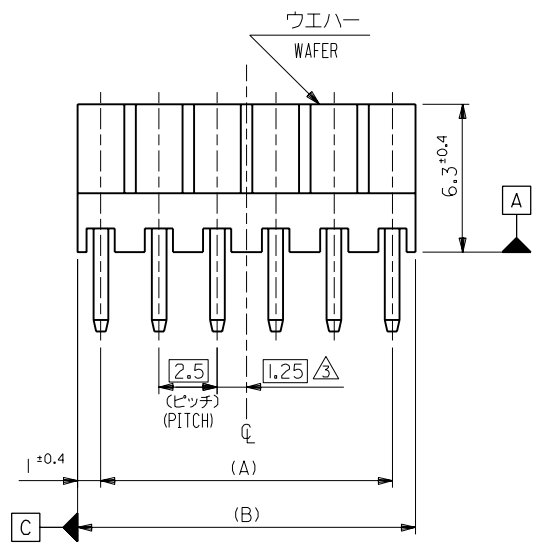
MM DIMENSIONS IN METRIC DO NOT SCALE DRAWING



注記
NOTES :

- それは長さ25.4に対して0.2MAX. CAMBER MUST BE WITHIN 0.2MAX. PER 25.4 .
 - 材料 (MATERIAL)
 ウエハー : 66ナイロン, UL94V-0
 WAFER: 66NYLON, UL94V-0
 ピン : φ0.635 黄銅, 銅下地錫メッキ
 PIN: φ0.635 BRASS, TIN OVER COPPER PLATING.
- △ 全極数が偶数の場合のみ適用。
 APPLY FOR EVEN CIRCUITS PRODUCT ONLY.

49.5	47.5	22-05-1202	5046-20A	20
47	45	-1192	-19A	19
44.5	42.5	-1182	-18A	18
42	40	-1172	-17A	17
39.5	37.5	-1162	-16A	16
37	35	-1152	-15A	15
34.5	32.5	-1142	-14A	14
32	30	-1132	-13A	13
29.5	27.5	-1122	-12A	12
27	25	-1112	-11A	11
24.5	22.5	-1102	-10A	10
22	20	-1092	-09A	9
19.5	17.5	-1082	-08A	8
17	15	-1072	-07A	7
14.5	12.5	-1062	-06A	6
12	10	-1052	-05A	5
9.5	7.5	-1042	-04A	4
7	5	-1032	-03A	3
4.5	2.5	22-05-1022	5046-02A	2
(B)	(A)	EDP NO.	ENG.NO.	極数 CKT.



角度 ANGLE	±3°					
30以上 OVER	+0.3					
10以上 30未満 OVER UNDER	+0.25	H	変更 REVISD	(40895)	M.S	H.H
10未満 UNDER	+0.2	G	変更及び再作図 REVISD & REDRAWN	(20018)	Y.M	H.H
一般公差 GENERAL TOLERANCES		記号 LTR	変更内容 REVISION RECORD	DR. DATE	日付 DATE	DR. CHK.

材料 MATERIAL	注記参照 SEE NOTE
仕上げ FINISH	---
適用電線範囲 WIRE RANGE	---
被覆外径 INS. RANGE	---
DRAWN BY '92/1/3	CHK'D BY '94/1/1
Y.MIZUNO	Y.M.H.HIRAMOTO
APP'D BY '94/1/1	尺度 SCALE 5 : 1
M.FUKUSHIMA	

MOLEX-JAPAN CO.,LTD.
 日本モレックス株式会社

REVISE ONLY ON CAD SYSTEM

TITLE 名称
 KK2.5 RIGHT ANGLE
 WAFER ASS'Y

DWG. NO. SD-5046-NA

REV H