


Features:

- High efficiency, low power consumption.
- Extremely low current.
- Luminous evenly distributed on each segment.
- Low development cost.

**Descriptions:**

- Industrial standard size.
- These display provide excellent reliability in bright ambient light.
- These devices are made with white segments and black surface.

Applications:

- Audio equipment or Instrument panels.
- General use for digital indicators.
- Multimedia product.

Selection Guide:

Part No.		Chip		Lens Color
Anode	Cathode	Material	Emitting Color	
LS0564ASR	LS0564CSR	GaAlAs	Super Red	White Diffused
LS0564AG	LS0564CG	GaP	Green	
LS0564AY	LS0564CY	GaAsP/GaP	Yellow	

Absolute Maximum Rating %Ta=25)

Parameter	Symbol	Super Red	Green	Yellow	Unit
Power Dissipation/Segment	P_d	50	60	60	mW
Peak Forward Current /Segment (Duty 1/10@ 1KHz)	I_{FP}	70	70	70	mA
Continuous Forward Current /Segment	I_F	20	20	20	mA
Recommend use current /Segment	I_F	5~10	5~10	5~10	mA
Reverse Voltage /Segment	V_R	5	5	5	V
Operating Temperature Range	T_{opr}	-25~ +75			
Storage Temperature Range	T_{stg}	-30 ~ +85			
Solder Temperature	T_{sol}	260 ± 5			

Notes : 1、 This is the limit current . It is not allowed to use when the product work continuously.

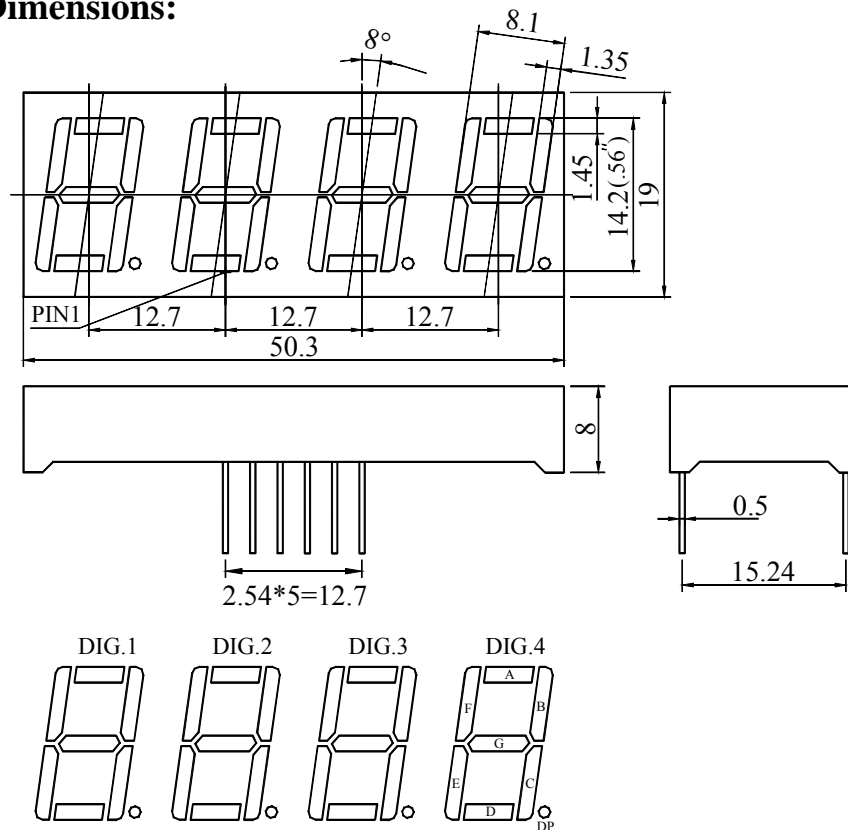
2、 It is recommended that the product is driven by TTL,CMOS.

3、 Soldering time 5 seconds.

Electrical Optical Characteristics%Ta=25)

Parameter	Symbol	Super Red		Green		Yellow		Unit	Test Condition
		Typ.	Max.	Typ.	Max.	Typ.	Max.		
Luminous Intensity /Segment	I_v	9.2	--	4.6	--	4.6	--	mcd	$I_F=10mA$
Forward Voltage /Segment	V_F	1.85	2.3	2.2	2.5	2.0	2.5	V	$I_F=20mA$
Reverse Current /Segment	I_R	--	50	--	50	--	50	uA	$V_R=5V$
Dominant Wavelength	λ_d	645	--	565	--	585	--	nm	$I_F=20mA$
Spectral Line Half Width		30	--	30	--	30	--	nm	$I_F=20mA$

Package Dimensions:

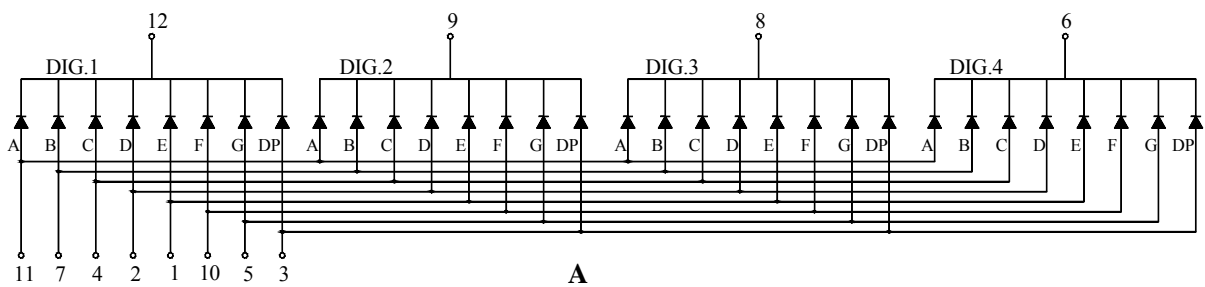


NOTES :

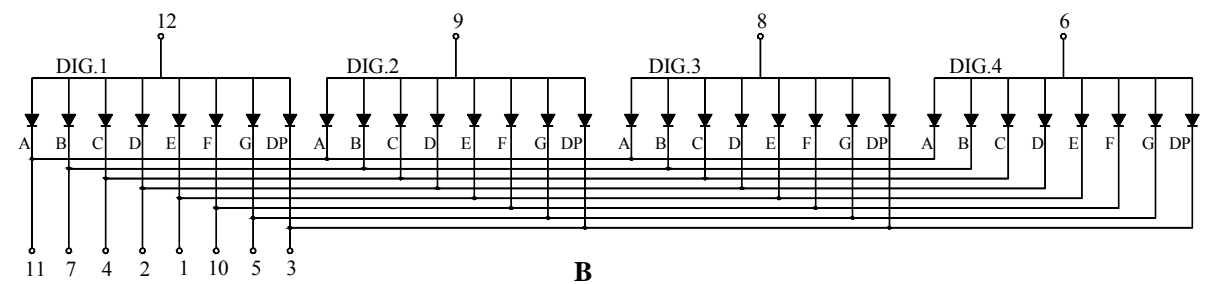
- All dimensions are in millimetres (mm)
- Tolerance is $\pm 0.25\text{mm}$ unless otherwise noted

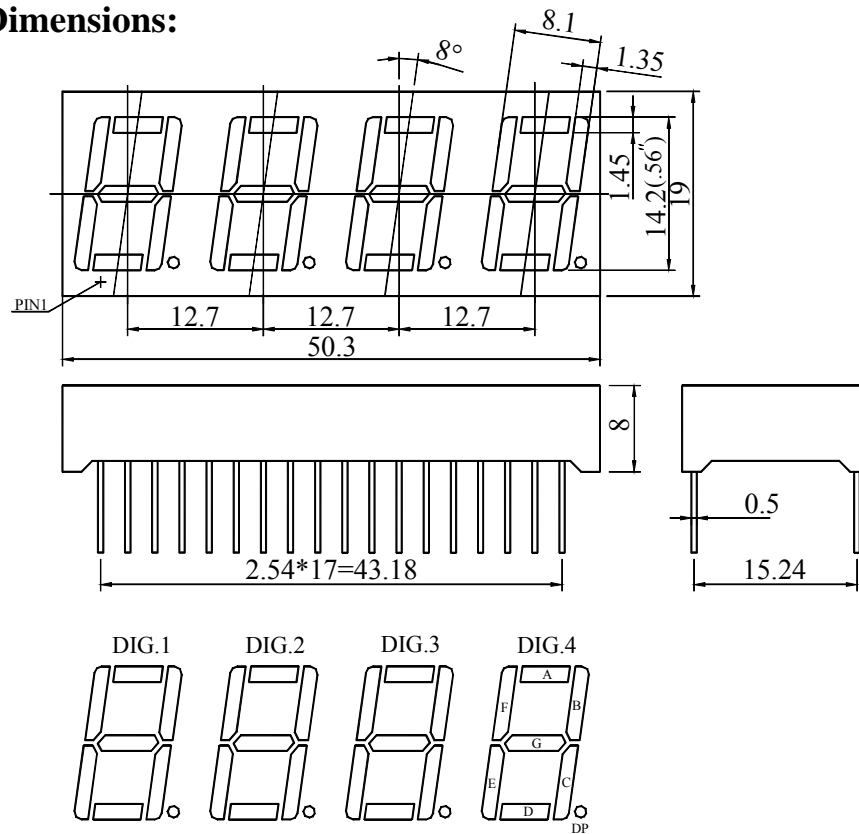
Internal Circuit:

Common Cathode

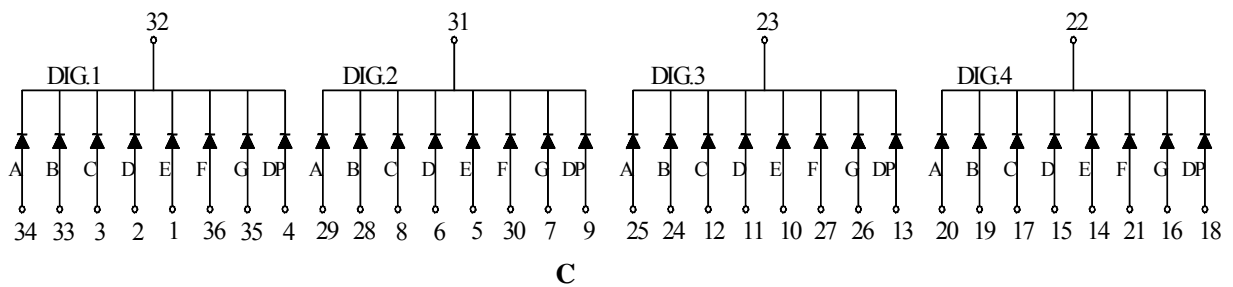


Common Anode



Package Dimensions:**NOTES :**

- All dimensions are in millimetres (mm)
- Tolerance is $\pm 0.25\text{mm}$ unless otherwise noted

Internal Circuit:**Common Cathode****Common Anode**