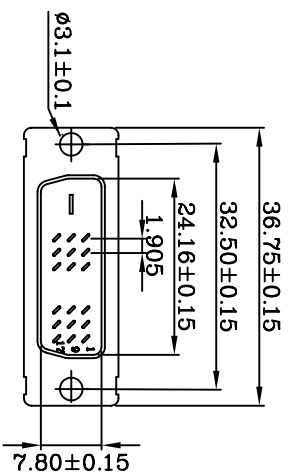
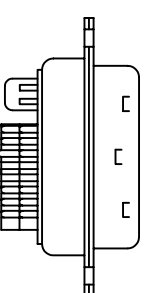
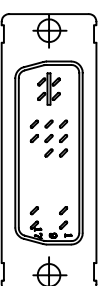


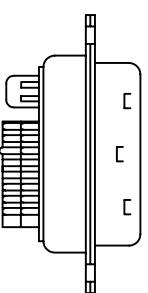
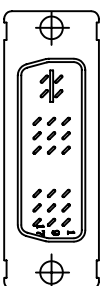
- NOTE:**
- Contact height for pin#14 is to be (4.70) other contact height (5.46)
- ELECTRICAL:**
- Rated: 1.5A 40V (AC)
 - Insulation Resistance: 1000MΩmin/Mum
 - Dielectric Withstanding Voltage: 500V
 - Contact Resistance: 20mΩ Max/Mum
- MECHANICAL:**
- Mating Force: 10lb Max
 - Unmating Force: 3lb Min
- MATERIAL:**
- Housing: PBT UL94V-0 Black
 - Contact: brass Plated Gold



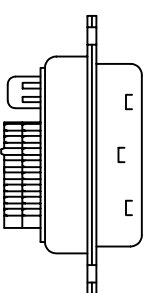
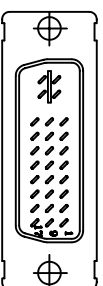
A:17P



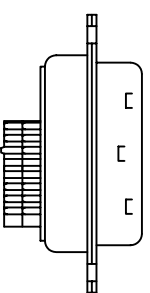
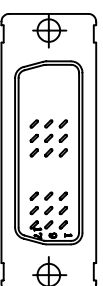
AD:23P



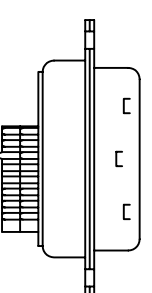
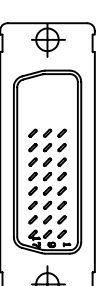
A:29P



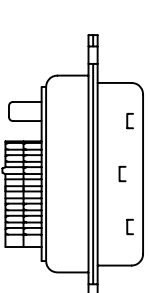
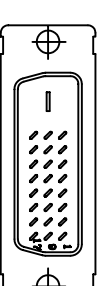
DS:18P



DD:24P



DD:25P



SERIES PREFIX:
Digital visual interface solder connector

NO. OF CONTACT:

DS: Digital single link

DD: Digital dual link

A: Analog

AD: Analog/Digital

NO. OF CONTACT:

19P:18P+key

18P:18P

25P:24P+key

24P:24P

29P:24P+4P+key

17P:12P+4P+key

23P:18P+4P+key

Insulator Color:

K: Black

CONTACT FINISHES:

S= 3μ" gold selective plating

1= 5μ" gold selective plating

3=15μ" gold selective plating

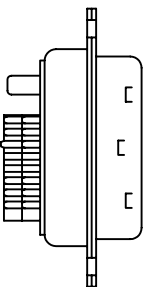
5=30μ" gold selective plating

OPTIONS:

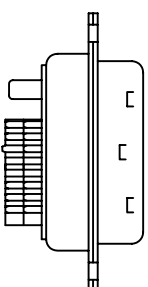
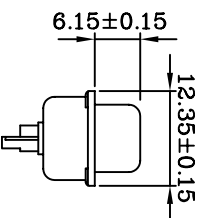
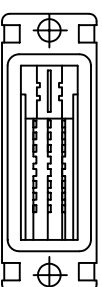
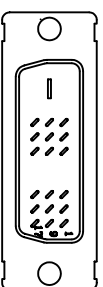
A: assembly hood

M: molded type(without hood)

DYL DS 19P K S A



DS:19P



NO.	DATE	MODIFICATION
1		
2		



WING-TECH
ENTERPRISE CO.,LTD.

WT P/N:

DV1XXXXXX

DESCRIPTION:

DVI(Digital Visual Interface) Series
Cable Plug Connector Solder Type

APPROVED BY: *Peter* DATE: 2003.06.30

CHECKED BY: 劉立 DATE: 2003.06.30

DESIGN BY: 董奮勇 DATE: 2003.06.30

PART NO:

SCALE: X:1 UNIT: mm VERSION: A

DRAWN BY: 高麗麗 DATE: 2003.05.26 DRAWING NO: DV1XXXXXX