No. of Contacts	DIM A	DIM B
2	——	2.54
4	2.54	5.08
6	5.08	7.62
8	7.62	10.16
10	10.16	12.70
12	12.70	15.24
14	15.24	17.78
16	17.78	20.32
18	20.32	22.86
20	22.86	25.40
22	25.40	27.94
24	27.94	30.48
26	30.48	33.02
28	33.02	35.56
30	35.56	38.10
32	38.10	40.64
34	40.64	43.18
36	43.18	45.72
38	45.72	48.26
40	48.26	50.80
42	50.80	53.34
44	53.34	55.88
46	55.88	58.42
48	58.42	60.96
50	60.96	63.50
52	63.50	66.04
54	66.04	68.58
56	68.58	71.12
58	71.12	73.66
60	73.66	76.20
62	76.20	78.74
64	78.74	81.28
66	81.28	83.82
68	83.82	86.36
70	86.36	88.90
72	88.90	91.44
74	91.44	93.98
76	93.98	96.52
78	96.52	99.06
80	99.06	101.6

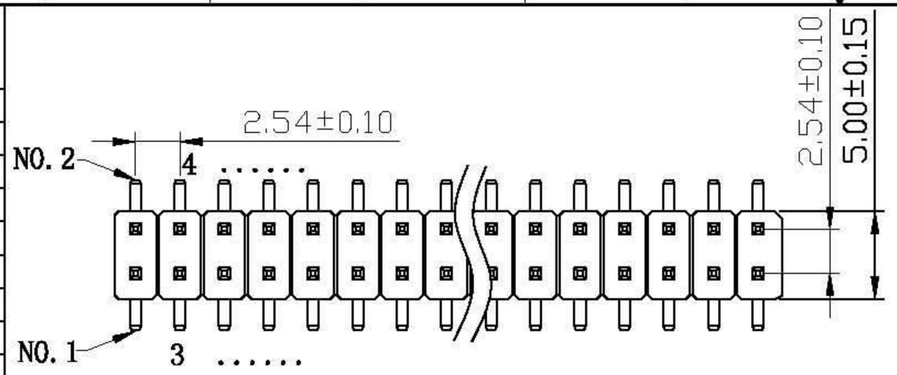

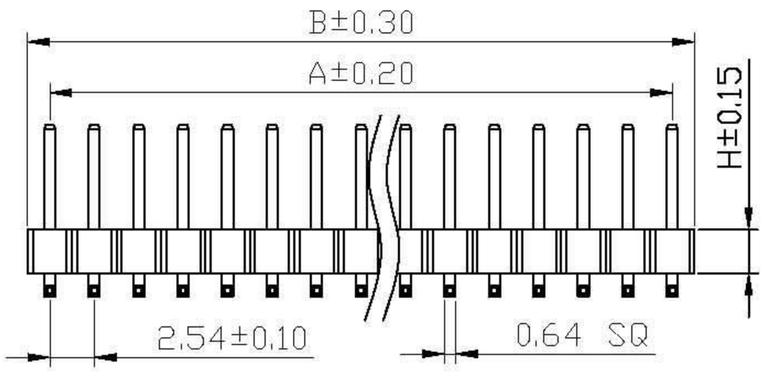

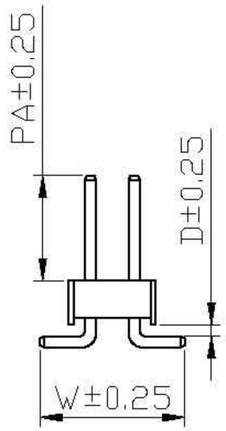

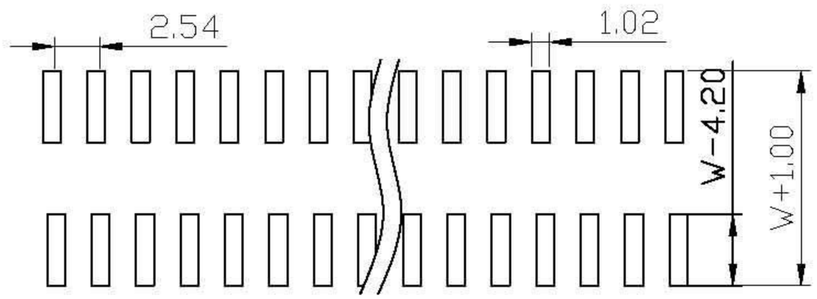

PCB LAYOUT

SPECIFICATIONS
Rated Current: 3.0AMP
Contact Resistance: 20mΩ Max
Withstand Voltage: 1000V AC/DC
Insulation Resistance: 1000MΩ Min
Operation Temperature: -40° c to +105° c

Contact Material: Brass
Contact Plating: Au Over Ni
Insulator Material: Polyester (UL94V-0)
Standard: PA6T
Max. Processing Temp: 230° C for 30-60 seconds
(260° C for 10 seconds)

Ordering Information

12XX -12 XX X XX M XXX 01

- **Piastics Height**: H=1.0mm, H=1.5mm, H=2.0mm, H=2.54mm
- **No. of Pins Per Row**: 2x40, 2—80
- **Insulator Material Option**: A=BK-PBT, B=BK-PA66, C=BK-PA6T, D=BK-PA46, F=BK-LCP
- **Contact Plating**: G0: Gold Flash, G2: 5U" Gold, G3: 10U" Gold, G4: 15U" Gold, G5: 30U" Gold, S0: Gold Flash/Tin, SN: Tin
- **Pin Length**

Dimension antitheses list (尺寸对照表)							
Item (项目)	A	B	L	PA	D	W	H
Standard (尺寸)	见左表	见左表	11.00	6.00	0	7.50	2.54

REV	ZONE	LTR	DESCRIPTION.	ECN.NO.	Date
E					
D					
C					
B					
A			RELEASED		03/18-13

Units: mm | Scale: 3:1

Tolerance Unless Otherwise Specified
.X ~ ±0.30
.XX ~ ±0.25
.XXX ~ ±0.20
Angle ~ ± 3°

Drawing By: wang zhi gang — Date
Check By: zeng chun ming — Date
Approval By: zeng chun ming — Date

Date: 2013/03/18
Sheet: 1 of 1
Thirt Angle Projection

Title: 2.54单塑双排排针 SMT L=11
Drawing No.: 12XX12XXXXXMXX01
REV: A
File Path: Z/F:/ZLCPTD/PH