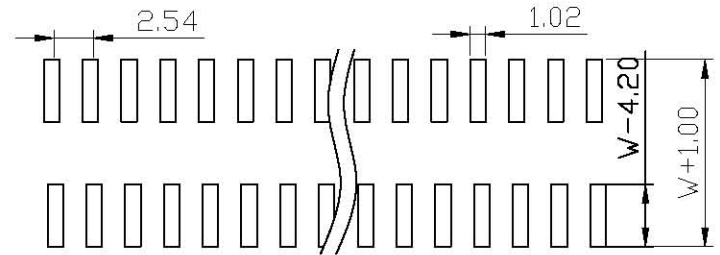
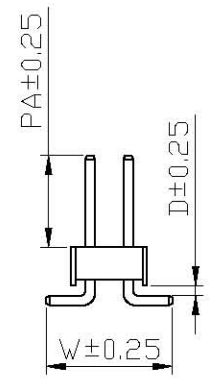
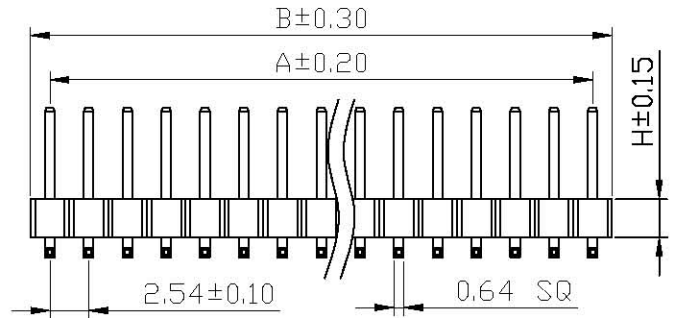
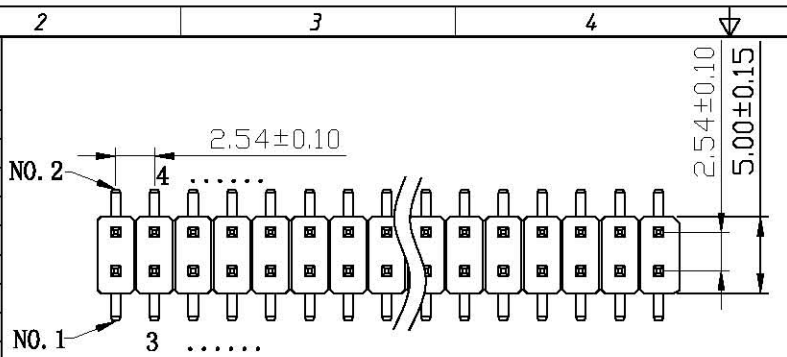


| No. of Contacts | DIM A | DIM B |
|-----------------|-------|-------|
| 2               | —     | 2.54  |
| 4               | 2.54  | 5.08  |
| 6               | 5.08  | 7.62  |
| 8               | 7.62  | 10.16 |
| 10              | 10.16 | 12.70 |
| 12              | 12.70 | 15.24 |
| 14              | 15.24 | 17.78 |
| 16              | 17.78 | 20.32 |
| 18              | 20.32 | 22.86 |
| 20              | 22.86 | 25.40 |
| 22              | 25.40 | 27.94 |
| 24              | 27.94 | 30.48 |
| 26              | 30.48 | 33.02 |
| 28              | 33.02 | 35.56 |
| 30              | 35.56 | 38.10 |
| 32              | 38.10 | 40.64 |
| 34              | 40.64 | 43.18 |
| 36              | 43.18 | 45.72 |
| 38              | 45.72 | 48.26 |
| 40              | 48.26 | 50.80 |
| 42              | 50.80 | 53.34 |
| 44              | 53.34 | 55.88 |
| 46              | 55.88 | 58.42 |
| 48              | 58.42 | 60.96 |
| 50              | 60.96 | 63.50 |
| 52              | 63.50 | 66.04 |
| 54              | 66.04 | 68.58 |
| 56              | 68.58 | 71.12 |
| 58              | 71.12 | 73.66 |
| 60              | 73.66 | 76.20 |
| 62              | 76.20 | 78.74 |
| 64              | 78.74 | 81.28 |
| 66              | 81.28 | 83.82 |
| 68              | 83.82 | 86.36 |
| 70              | 86.36 | 88.90 |
| 72              | 88.90 | 91.44 |
| 74              | 91.44 | 93.98 |
| 76              | 93.98 | 96.52 |
| 78              | 96.52 | 99.06 |
| 80              | 99.06 | 101.6 |



PCB LAYOUT

**SPECIFICATIONS**  
 Rated Current: 3.0AMP  
 Contact Resistance: 20mΩ Max  
 Withstand Voltage: 1000V AC/DC  
 Insulation Resistance: 1000MΩ Min  
 Operation Temperature: -40° c to +105° c

Contact Material: Brass  
 Contact Plating: Au Over Ni  
 Insulator Material: Polyester (UL94V-0)  
 Standard: PA6T  
 Max. Processing Temp: 230° C for 30-60 seconds  
 (260° C for 10 seconds)

**Ordering Information**

12XX -12 XX X XX M XXX 01

| Plastics Height | No. of Pins Per Row | Insulator Material Option | Contact Plating    | Pin Length |
|-----------------|---------------------|---------------------------|--------------------|------------|
| H=1.0mm         | 2x40                | A=BK-PBT                  | G0: Gold Flash     |            |
| H=1.5mm         | 2-80                | B=BK-PA66                 | G2: 5U" Gold       |            |
| H=2.0mm         |                     | C=BK-PA6T                 | G3: 10U" Gold      |            |
| H=2.54mm        |                     | D=BK-PA46                 | G4: 15U" Gold      |            |
|                 |                     | F=BK-LCP                  | G5: 30U" Gold      |            |
|                 |                     |                           | S0: Gold Flash/Tin |            |
|                 |                     |                           | SN: Tin            |            |

| Item (项目)     | A   | B   | L     | PA   | D    | W    | H    |
|---------------|-----|-----|-------|------|------|------|------|
| Standard (尺寸) | 见左表 | 见左表 | 11.00 | 6.00 | 0    | 7.50 | 2.54 |
| 客户要求 (尺寸)     | 见左表 | 见左表 | 9.30  | 3.70 | 0.64 | 7.40 | 2.54 |

|     |      |     |              |         |                     |         |         |     |                |      |
|-----|------|-----|--------------|---------|---------------------|---------|---------|-----|----------------|------|
| E   |      |     |              |         | Units               | mm      | Scale   | 3:1 | Drawing By     | Date |
| D   |      |     |              |         | Tolerance Unless    |         |         |     | wang zhi gang  |      |
| C   |      |     |              |         | Otherwise Specified |         |         |     | Check By       | Date |
| B   |      |     |              |         | .X                  | ~ ±0.30 |         |     | zeng chun ming |      |
| A   |      |     |              |         | .XX                 | ~ ±0.25 |         |     | Approval By    | Date |
| REV | ZONE | LTR | DESCRIPTION. | ECN.NO. | Date                | .XXX    | ~ ±0.20 |     | zeng chun ming |      |
|     |      |     | RELEASED     |         | 03/18-13            | Angle   | ~ ± 3°  |     |                |      |

**JILN®** 深圳市锦凌电子有限公司  
 SHENZHEN JINLING ELECTRONIC CO.,LTD  
 Tel: 86-755-2997-5806/5802 Fax: 86-755-2997-5992

Date: 2013/03/18  
 Sheet: 1 of 1  
 Title: 2.54单塑双排排针 SMT L=9.3

Thirt Angle Projection

Drawing No. 12XX12XXXXMXX01  
 File Path Z/F:/ZLCPTD/PH  
 REV A