

DATA SHEET

VER:

PAGE:.. 1

ELECTRICAL SPECIFICATIONS

Standard atmospheric conditions

Unless otherwise specified. The standard range of atmospheric conditions for making measurement and tests are as follow:

Ambient temperature $25\pm 2^{\circ}\text{C}$

Relative humidity 40%~70%

If there is no doubt the results, measurement shall be made within the following limits:

Ambient temperature $25\pm 2^{\circ}\text{C}$

Relative humidity 40%~70%

Measure equipment

Electrical characteristics measured by MD-370S1 or equivalent.

Crystal cutting type

The crystal is using AT CUT (thickness shear mode)

ELECTRICAL SPECIFICATIONS

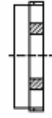
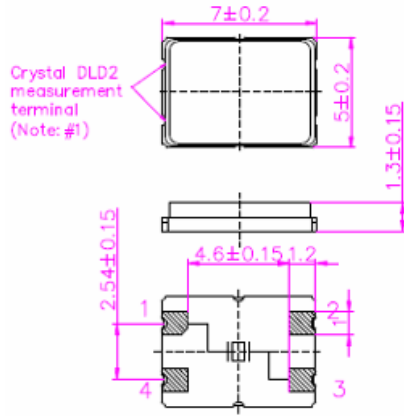
Parameters	Symbol	Electrical Spec.	UNITS	Notes
Nominal Frequency	FL	F.000dH EJJ	MHz	-
Frequency Tolerance	-	+/-50	ppm	at $25\pm 2^{\circ}\text{C}$
Operating Temperature	TOPR	-40 ~ +85 $^{\circ}\text{C}$	$^{\circ}\text{C}$	-
Frequency Stability	-	+/-50	ppm	over operating temp. range(reference 25°C)
Output		HCMOS		Load : 15pF
Current Consumption	IDD	16.0	m A	Max
Standby current consumption	I_std	10.0	u A	Max
Supply Voltage	VDD	3.3	V	-
"0"Level	VOL	VDD \times 0.1	V	Max
"1"Level	VOH	VDD \times 0.9	V	Min
Symmetry of Wave Form	Symmetry	45~55%		-
Rise and Fall Time	Tr,Tf	10.0	nSec	Max
Start time	tosc	10.0	mSec	Max
Aging	-	+/-5	ppm	1st Year
Storage Temperature Range	-	-40 ~ +85 $^{\circ}\text{C}$	$^{\circ}\text{C}$	-
Others	-			

DATA SHEET

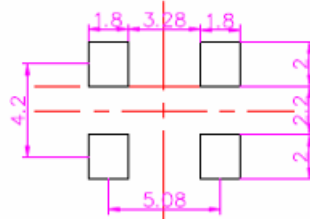
VER:

PAGE:.. 2

DIMENSIONS



Suggested Lay Out



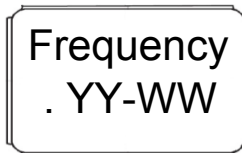
DIMENSIONS
(Unit: mm)

PAD FUNCTION

1. ENABLE CONTROL
2. GND
3. OUT
4. VDD

Note: #1. DLD2/Drive level dependency 2 maximum resistance minus minimum resistance

MARKING



Frequency
YY : Years
WW : Weeks
. : 1PIN

SUGGESTED REFLOW PROFILE

Total time : 200 sec. Max.
Solder melting point : 185 °C

